



Ikaapat na Baitang ANG KULAY AT ANG PAGBUBUO NITO




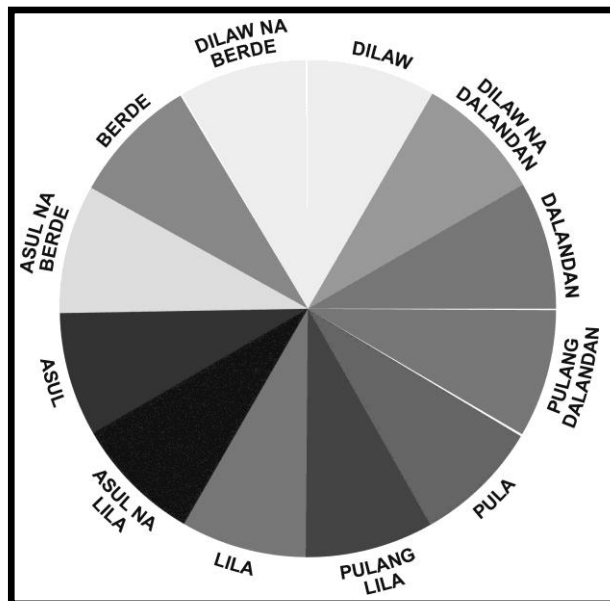
ALAMIN MO

Pagkatapos ng modyul na ito, inaasahang matutukoy mo ang mga pangunahin, pangalawa at pangatlong kulay sa color wheel, naipapaliwanag kung paano nabubuo ang pangalawang kulay at pangatlong kulay at nakabubuo ng pangalawa at pangatlong kulay mula sa pangunahing kulay



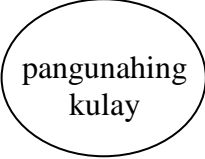
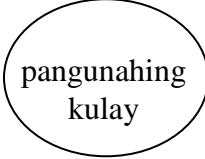
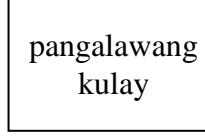
PAG-ARALAN MO

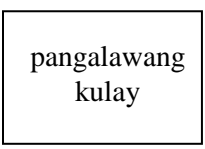
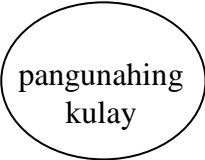
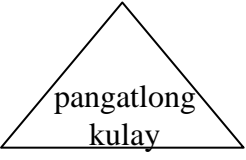
A. Tingnang mabuti ang color wheel:





 **TANDAAN MO**


 +
 
 =
 



 +
 
 =
 

 **PAGSANAYAN MO**


A. Ano ang mabubuong kulay pag pinaghalo ang mga sumusunod:

- 1. Pula at Dilaw =
- 2. Asul at Pula =
- 3. Dalandan at Berde =
- 4. Dilaw at Asul =
- 5. Asul at Berde =


B. Ano ang nawawala na kulay?

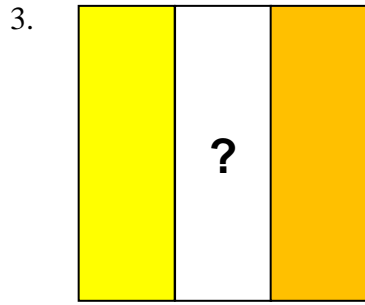


Asul Berde

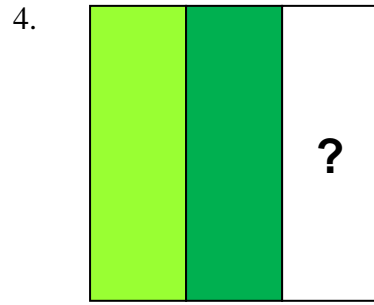


Pula Dilaw






Dilaw Pula



Dilaw Berde




Pula Pula na Dalandan

SUBUKIN MO

- A. Lumikha ng sariling komposisyon na nagpapakita ng mga kulay na pangunahin, pangalawa at pangatlo. Gawin ito sa iyong drawing notebook at ipakita sa iyong guro.
- B. Sagutin ang iskor kard.

Mga Tanong	Oo	Hindi gaano	Hindi
1. Malinaw bang ipina kita ng komposisyon mo ang mga kulay na natutunan - pangunahing kulay - pangalawang kulay - pangatlong kulay			
2. Ginawa ba sa sariling pamamaraan ang larawan/ komposisyon at hindi binakat sa aklat o kinopya sa gawa ng iba?			
3. Maayos ba at malinis ang iyong likhang sining sa kabuuan nito?			





Binabati kita at matagumpay mong natapos ang modyul na ito! Maaari mo na ngayong simulan ang susunod na modyul.