

# GETTING THE MAIN IDEA



**Reprinted**

by the Philippines - Australia Hastening the Impact of PROBE (HIP)  
under the AusAID Vulnerable Groups Facility (VGF)

**Revised**

by the Learning Resource Management and Development System (LRMDS) Region VII  
under the Strengthening the Implementation of Basic Education in Selected Provinces in the Visayas  
(STRIVE)



Philippine-Australia Project in Basic Education (PA-PROBE)  
Regional Learning Materials Center (RLMC VII)



*Published by the*  
**PHILIPPINES - AUSTRALIA PROJECT IN BASIC EDUCATION (PROBE)**  
**REGIONAL LEARNING MATERIALS CENTER VII (RLMC VII)**



Department of Education, Culture and Sports  
Region VII, Central Visayas  
Cebu City

Copyright © 1999 by PROBE

Reprint Edition 2002

Revised Edition 2010

### **COPYRIGHT NOTICE**

*Section 9 of Presidential Decree No. 49 provides:*

***“No copyright shall subsist in any work of the Government of the Republic of the Philippines. However, prior approval of the government agency of office wherein the work is created shall be necessary for exploitation of such work for profit.”***

This material has been developed within the Project in Basic Education (PROBE) implemented by the Educational Development Projects Implementing Task Force (EDPITAF) of the Department of Education (DepEd) in collaboration with the Bureau of Elementary Education, Bureau of Secondary Education and the Commission on Higher Education. Prior approval must be given by the PROBE Management Unit lodged at EDPITAF and the source must be clearly acknowledged.

**Milagros G. Gabuya**

Instructional Designer

(Elementary)

PA-PROBE RLMC 7

Writer

This INSET package has been edited and produced by the PA - PROBE RLMC VII staff.

This edition has been revised for online distribution through the Learning Resource Management Development System (LRMDS) Portal by Region VII-Bohol under Project STRIVE for BESRA, a project supported by AusAID.

## REFERENCES

Angeles, Evelyn B. Growing in English Language and Reading Textbook for Grade Two. Quezon City: FNB Educational Inc., 1998.

Biteng, Oralla P., et al. Fun in English Reading and Language Textbook for Grade Two. Quezon City: SD Publications, Inc., 1997.

Gatmaitan, Wilhelmina D. Skill Builders for Efficient Reading. Quezon City: Phoenix Publishing House, Inc., 1998.

Llamado, Librada, et. al. English 2 Language and Reading Textbook. Quezon City: SD Publications, Inc., 1996.

English 2 Language and Reading, Teacher's Manual for Grade Two. Quezon City

Minimum Learning Competencies in Elementary English 1-6

Teacher's Guide for English 2. Quezon City: TBS MECS, 1984




## Table of Contents

Users' Guide	-	-	-	-	-	-	-	-	i
Activity Sheets									
A. Read and Tell									
Activity 1	-	-	-	-	-	-	-	-	1
Activity 2	-	-	-	-	-	-	-	-	2
Activity 3	-	-	-	-	-	-	-	-	3
Activity 4	-	-	-	-	-	-	-	-	4
B. Getting the Main Idea									
Activity 1	-	-	-	-	-	-	-	-	5
Activity 2	-	-	-	-	-	-	-	-	7
Activity 3	-	-	-	-	-	-	-	-	10
Activity 4	-	-	-	-	-	-	-	-	13
Activity 5	-	-	-	-	-	-	-	-	15
Activity 6	-	-	-	-	-	-	-	-	17
Activity 7	-	-	-	-	-	-	-	-	19
Activity 8	-	-	-	-	-	-	-	-	21
Expected Answers to Worksheets	-	-	-	-	-	-	-	-	22
References									



# USER'S GUIDE



## Description

This topic folder, which focuses on getting the main idea, contains a user's guide for the teacher and activity sheets for the pupils. The activities are designed to be performed by individual pupils with the teacher's guidance in the classroom.

## Target Audience

Grade II pupils

## Subject Matter/Learning Competency

"Getting the Main Idea", Philippine Elementary Learning Competencies, Grade II p. 41 Fourth Rating Period

## Duration

120 minutes

## Objectives

Pupils will be able to:

- describe what each set of related pictures is about
- distinguish big ideas from small ideas
- describe what the sentences/paragraphs/stories are about.



## Preparation

Teach the pupils the skills of noting details and answering specific questions before making the pupils answer these activity sheets on getting the main idea.

## Procedure

Use realias found in the classroom to motivate and prepare the pupils for getting the main idea. Have some pupils stand in front of the class and let pupils on the seats tell what they are all about. Show real objects like books, flowers, etc. and let the pupils tell what the objects are about. Observe pupils as they perform each activity and monitor their participation.

### A. Read and Tell

#### Activity 1

1. Let the pupils work in pairs.
2. Ask pupils to look at the picture and name the big and small ideas.

#### Activity 2

1. Let the pupils read the examples of big and small ideas.
2. Discuss with them about big and small ideas.

---

#### Activity 3

1. Let the pupils look carefully at each set of pictures.
2. Let them write the letter of the big idea on their paper for each set of pictures.

#### Activity 4

1. Have the pupils read the set of words in every number.
2. Let them write B on their paper if the word in the box is a big idea; S if the word in the box is a small idea.

### B. Getting the Main Idea

#### Activity 1

1. Read the stories to the pupils. Let them repeat after the teacher as he/she reads the sentences.
  2. Then, ask them what the stories, poem and song are about.
  3. Discuss with them the ideas in "For You to Remember"
- 
- 



### Activities 3 & 4

1. Let the pupils match each sentence with the correct picture.
2. Let them write the letter of the correct answer on their paper.

### Activities 5, 6, 7 and 8

1. Let the pupils give the appropriate heading/topic for each set of related words, phrases, clauses and sentences.
2. Let them copy the correct letter of the answer on their paper.

## Teaching Hints

- Pair pupils of similar ability.
- Determine the time frame for each activity sheet depending upon the pace of the pupils.

## Evaluation

Pupils' learning will be measured by observing their ability to:

- complete the activities within the given time frame
- describe what the pictures/words/paragraphs are about
- attain 75% level of performance for the two aforementioned activities.

## Resource List

1. User's Guide
2. Activity Sheets

### A. Read and Tell

Activity 1 Naming the big and small ideas

Activity 2 Reading the examples of big and small ideas

Activity 3 Identifying the big idea for each set of pictures

Activity 4 Identifying big and small ideas



## B. Getting the Main Idea

Activity 1 Describing what the stories/poem/song/ are about

Activity 2 Telling what the stories are about

Activity 3 Describing what the pictures are about

Activity 4 Describing what the sentences are about

Activity 5 Giving the appropriate heading/topic for each set of related words

Activity 6 Giving the appropriate heading/topic for each set of phrase and clause

Activity 7 Giving the appropriate heading/topic for each set of sentences

Activity 8 Giving the correct main idea of each paragraph








## A. Read and Tell

### ACTIVITY 1



Look at the picture below.  
What are these you see in the picture?  
Can you name them?



Each thing that we see in the picture is a small idea.  
Elephant, cat, dog, tiger and lion are the small ideas.  
What the picture is about is the big idea.  
So, in this picture animals is the big idea.

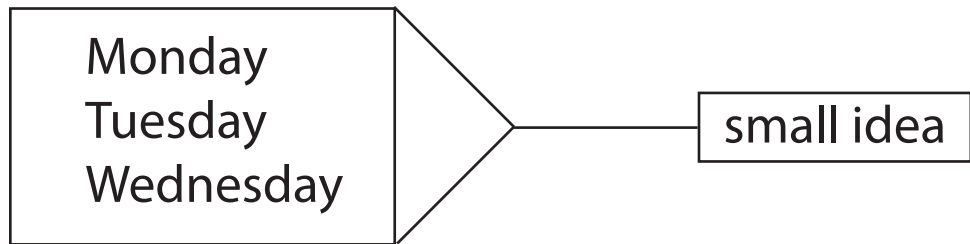



ACTIVITY 2

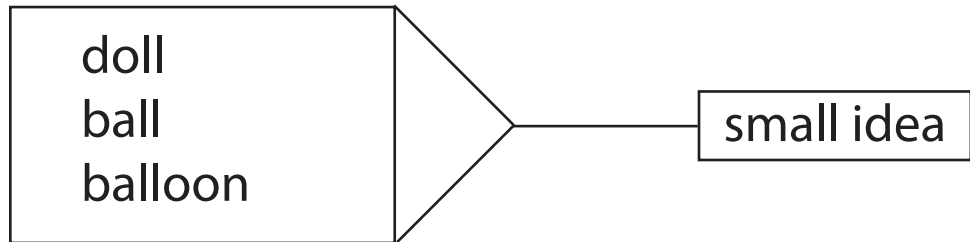


Read these examples of big and small ideas.

1.



2.



ACTIVITY 3



Write the letter of the big idea on your paper for each set of pictures.

Big Idea


a. Flowers

b. Fruits

c. Vegetables

d. Trees


1.




2.



3.



4.



ACTIVITY 4



Read the set of words in every number.  
On your paper, write B if the word in the box is a big idea.  
Write S if the word in the box is a small idea.

1.   
guavas  
bananas  
mangoes

5.   
Rizal  
Bonifacio  
Mabini

2. months  
  
February  
March

6. insect  
butterfly  
dragonfly

3.   
father  
mother  
children

7.   
shoes  
sandals  
slippers

4. colors  
yellow  
  
red

8.   
narra  
acacia  
coconut



## B. Getting The Main Idea

### ACTIVITY 1



Listen to your teacher as she reads these stories.  
Repeat after her as she reads the sentences.  
Then, answer the questions that she asks you.

Roses are beautiful flowers.  
Roses smell sweet.  
Roses have thorns.  
What is the story about?




Mother has a flower garden.  
Many beautiful flowers are growing there.  
Some flowers are red, yellow and orange.  
There are pink and white flowers, too.  
What is the story about?





Twinkle, twinkle little star  
How I wonder, what you are,  
Up above the world so high  
Like a diamond in the sky.  
What is the poem about?



I have two hands,  
The left and the right.  
Hold them up high  
So clean and bright.  
Clap them softly, 1, 2, 3  
Clean little hands  
Are good to see.  
What is the song about?



## FOR YOU TO REMEMBER

Every story, poem or song  
has a big idea.  
The big idea tells what the story,  
poem or song is about.

## FOR YOU TO ANSWER

### ACTIVITY 2



Read each story and tell what it is about.  
Write the letter of the correct answer on your paper.

The carabao is a useful animal. It helps the farmer plow the field. It gives milk. It also gives meat.

1. The story is about\_\_\_\_\_.

- A. the carabao
- B. the farmer
- C. the animal



Boys and girls have fun in school. They read and write in school. They sing and dance, too. They also play and draw.

2. The paragraph is about\_\_\_\_\_.

- A. children
- B. fun in school
- C. sing and dance



Lita and Ben go to school everyday. After school, they help at home. Lita cleans the yard. Ben waters the plants.

3. The story is about\_\_\_\_\_.

- A. helpful children
- B. honest children
- C. polite children



It is Saturday today. Danny and Rita stay at home. They help father and mother. Danny feeds the chickens. Rita cleans the house. They are helpful children.

4. The story is about\_\_\_\_\_.

- A. Danny and Rita
- B. days of the week
- C. father and mother






Rain, rain go away  
Come again another day,  
Rain, rain go away  
Little children want to play.

5. The poem is about \_\_\_\_\_.

- A. rainy day
- B. children's day
- C. play day



ACTIVITY 3




Directions: What is each picture about? Match each sentence with the correct picture. Write the letter of the correct answer on your paper.

1. She is a teacher.

A.



2. These are beautiful flowers. B.




3. They are boys. C.

C.



4. These are pets.

D.




5. These are things we use for playing music.

E.



6. These are fruits.

F.




7. These are things we use in school.

G.



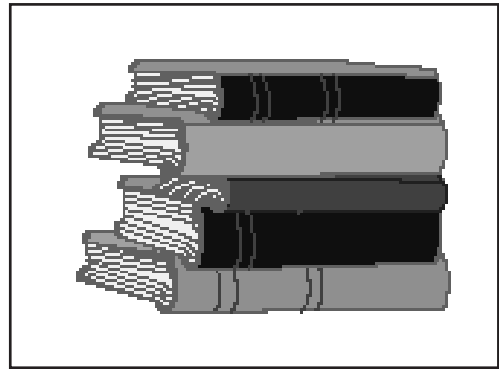
8. These are books.

H.



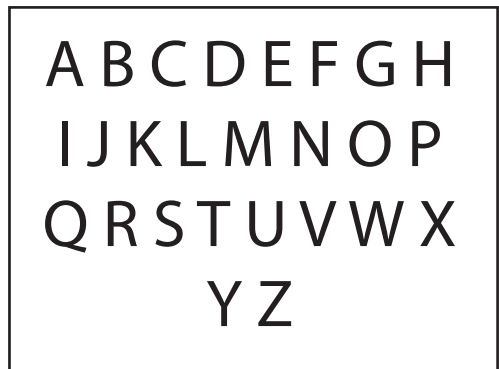
9. These are all big letters.

I.



10. These are animals.

J.




ACTIVITY 4



What are the sentences about? Match the sentences on the left with the correct picture on the right. Write the letter of the correct answer on your paper.


1. Hens cackle. They give us eggs.  
They give us meat, too.

A.




2. A carabao moos. It helps on the farm. It gives us meat, too.

B.



3. Cows moo. They give us milk.  
They give us meat, too.

C.




4. Turkeys gobble.  
They give us eggs.  
They give us meat, too.

D.




5. Ducks say, "Quack, quack".  
They give us eggs.  
They give us meat, too.

E.



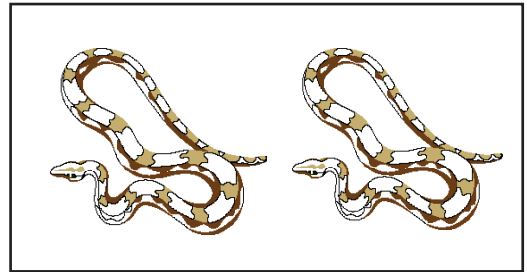
6. Dogs bark.  
Dogs guard our houses.  
Dogs are our friends.

F.




7. Bees buzz from flower to flower.  
Bees give us honey.  
Bees are always busy.

G.




8. Snakes say, "Hiss, hiss".  
Snakes crawl.  
Some snakes' bites can kill people.

H.



9. A bird has a beak.  
A bird has two wings.  
A bird can fly.

I.



10. A cat says, "Meow, meow."  
A cat has two eyes and four feet. J.  
It can run.



ACTIVITY 5



Directions: What is each set of related words about? Copy the correct letter of the answer on your paper.

1. Liza  
Imelda  
Debra  
Gloria

- A. They are boys.  
B. They are toys.  
C. They are girls.

2. Jack  
Rico  
Peter  
Patrick

- A. They are boys.  
B. They are toys.  
C. They are girls.

3. Rizal  
Bonifacio  
Mabini  
Lapulapu

- A. They are Philippine heroes.  
B. They are Philippine presidents.  
C. They are Philippine senators.

4. Joseph Estrada  
Fidel Ramos  
Cory Aquino  
Ferdinand Marcos

- A. They are Philippine heroes.  
B. They are Philippine presidents.  
C. They are Philippine senators.

5. birds  
chicken  
duck  
turkey

- A. These animals have wings.  
B. These animals have horns.  
C. These animals have four feet.



6.

plates  
glass  
spoons  
forks

- A. These are things for the dining table.
- B. These are things for the study table.
- C. These are things for the teacher's table.

7.

pencil  
crayons  
notebooks  
ballpen  
books

- A. These are things we use in the bathroom.
- B. These are things we use in church.
- C. These are things we use in the classroom.

8.

soap  
shampoo  
towel  
face towel

- A. These are things we use in the bathroom.
- B. These are things we use in the bedroom.
- C. These are things we use in the classroom.

9.

shoes  
slippers  
sandals  
boots

- A. These are things for the head.
- B. These are things for the feet.
- C. These are things for the hands.

10.

bus  
jeep  
car  
motorcycle

- A. These are means of land transportation.
- B. These are means of water transportation.
- C. These are means of air transportation.





ACTIVITY 6



Directions: What is each set of phrases and clauses about? Copy the correct letter of the answer on your paper.

1. in the library  
in the clinic  
in the classroom  
in the principal's office

- A. These are places in the market.  
B. These are places in the school.  
C. These are places in the church.

2. has a tail  
has two eyes  
has a mouth  
can bark

- A. It is a cat.  
B. It is a dog.  
C. It is a cow.

3. has a beak  
has two eyes  
has two wings  
can fly

- A. It is a fish.  
B. It is a bird.  
C. It is a cat.

4. has a tail  
has a mouth  
has fins  
can swim

- A. It is a fish.  
B. It is a bird.  
C. It is a cat.

5. has a tail  
has two eyes  
has four feet  
says, "Meow,  
meow"

- A. It is a fish.  
B. It is a bird.  
C. It is a cat.



6.

recite in class  
form their lines  
go to classroom  
join flag ceremony

- A. Pupils do these in school.
- B. Pupils do these at home.
- C. Pupils do these in church.

7.

scrub the floor  
sweep the yard  
wipe the chairs  
arrange furniture

- A. This is about cleaning the house.
- B. This is about taking a bath.
- C. This is about cooking food.

8.

my toes  
my knees  
my shoulder  
my head

- A. These are parts of the body.
- B. These are parts of the tree.
- C. These are parts of the house.

9.

hide and seek  
day and night  
cat and mouse  
drop the handkerchief

- A. These are about games to be played.
- B. These are about books to be read.
- C. These are about things to be used.

10.

sunny day  
rainy day  
cloudy day  
stormy day

- A. These are about days of the week.
- B. These are about weather of the day.
- C. These are about color of the day.



ACTIVITY 7

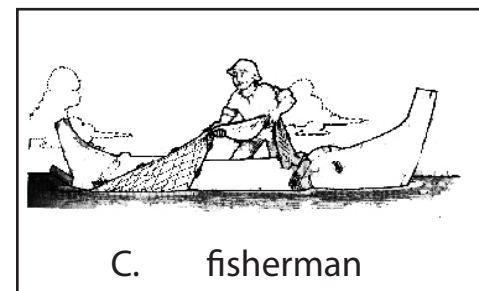




Directions: Read the sentences below in Column A. Think what the sentences are about. Then, match the sentences with the labeled pictures in Column B. Write the letter of the correct answer on your paper.

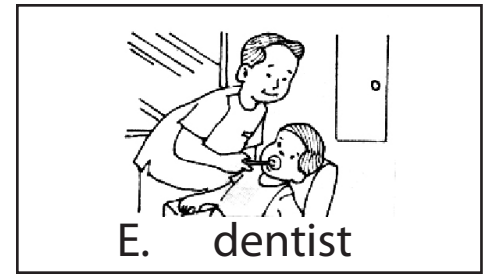
Column A

1. I work in the sea.  
I catch fish in the sea.
2. I bake bread and cakes.  
I bake pies and cookies.
3. I teach children to read and write.  
I teach them how to be good, too.
4. I sell meat in the market.  
I sell beef and pork by the kilo.

Column B




5. I wash clothes.  
I iron clothes, too.



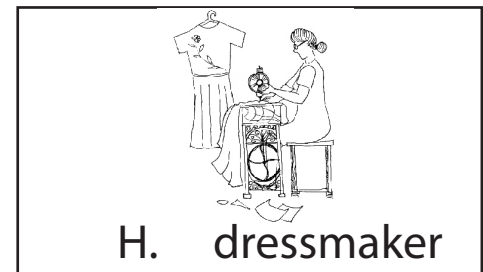
6. I take care of your teeth.  
I help make your teeth clean  
and strong.




7. I make dresses for the ladies.  
I sew little girls' dresses, too.




8. I work in a clinic or hospital.  
I help the doctor make the sick  
people feel well.



9. I put out fire.  
I save lives and property, too.



10. I work in the field.  
I plant rice.  
The carabao helps me.



## ACTIVITY 8



Read the sentences in each paragraph below. What is each paragraph about? Write the letter of the correct main idea on your paper.

1. Accidents can happen anywhere. Several accidents can occur at home. Some people meet accidents on the streets. Accidents occur in the air and in the seas.  
  
A. Accidents happen at home.  
B. Accidents happen anywhere.  
C. Accidents happen on the streets.
  
2. Many things to read are sold in the bookstore. There are many storybooks, fairytale books and textbooks. Books about different skills are on the shelves. There are lots of magazines and comic books, too.  
  
A. There are many storybooks in the bookstore.  
B. Many things to read are sold in the bookstore.  
C. There are many textbooks in the bookstore.
  
3. Boys and girls spend their free time in different ways. Some boys play basketball. Others play with their kites. Girls love to play dolls. Some boys and girls play house.  
  
A. Boys and girls have different activities during their free time.  
B. Boys and girls play all the time.  
C. Boys love to play with each other.
  
4. A cat can do wonderful things. It can see in the dark. It can walk without any noise. If it falls, its bones will not break.  
  
A. A cat helps us in many ways.  
B. A cat has powerful eyes and strong bones.  
C. A cat walks silently.



# Expected Answers

## A. Read and Tell

### Activity 1

elephant  
dog  
cat  
tiger  
lion

### Activity 2

Let the pupils read the examples of big and small ideas.

### Activity 3

1. d
2. c
3. a
4. b

### Activity 4

- |      |      |
|------|------|
| 1. B | 5. B |
| 2. S | 6. S |
| 3. B | 7. B |
| 4. S | 8. B |

## B. Getting the Main Idea

### Activity 1

- roses
- flower garden
- little star
- two hands

### Activity 2

1. A
2. B
3. A
4. A
5. A



### Activity 3

1. C
2. A
3. B
4. G
5. D
6. E
7. F
8. I
9. J
- 10 H

### Activity 4

1. B
2. C
3. A
4. D
5. E
6. F
7. H
8. G
9. J
- 10 I

### Activity 5

1. C
2. A
3. A
4. B
5. A
6. A
7. C
8. A
9. B
- 10 A

### Activity 6

1. B
2. B
3. B
4. A
5. C
6. A
7. A
8. A
9. A
- 10 B

### Activity 7

1. C
2. A
3. B
4. D
5. F
6. E
7. H
8. G
9. J
10. I

### Activity 8

1. B
2. B
3. A
4. C



## REFERENCES

Angeles, Evelyn B. Growing in English Language and Reading Textbook for Grade Two. Quezon City: FNB Educational Inc., 1998

Biteng, Oralla P., et al. Fun in English Reading and Language Textbook for Grade Two. Quezon City: SD Publications, Inc., 1997.

Gatmaitan, Wilhelmina D. SkillBuilders for Efficient Reading. Quezon City: Phoenix Publishing House, Inc., 1988.

Llamado, Librada, et. al. English 2 Language and Reading Textbook. Quezon City: SD Publications, Inc., 1996.

English 2 Language and Reading, Teacher's Manual for Grade Two. Quezon City:

Minimum Learning Competencies in Elementary English 1-6

Teacher's Guide for English 2. Quezon City: TBS MECS, 1984.

