

The Nipa Hut in the Woods

Facilitator's Guide Presentation Plan Master Set of Resources



Reprinted

by the Philippines - Australia Hastening the Impact of PROBE (HIP)
under the AusAID Vulnerable Groups Facility (VGF)

Revised

by the Learning Resource Management and Development System (LRMDS) Region VII
under the Strengthening the Implementation of Basic Education in Selected Provinces in the Visayas
(STRIVE)



Philippine-Australia Project in Basic Education (PA-PROBE)
Regional Learning Materials Center (RLMC VII)



Published by the
PHILIPPINES - AUSTRALIA PROJECT IN BASIC EDUCATION (PROBE)
REGIONAL LEARNING MATERIALS CENTER VII (RLMC VII)

Department of Education, Culture and Sports
Region VII, Central Visayas
Cebu City

Copyright © 1999 by PROBE

Reprint Edition 2002

Revised Edition 2010



COPYRIGHT NOTICE

Section 9 of Presidential Decree No. 49 provides:

“No copyright shall subsist in any work of the Government of the Republic of the Philippines. However, prior approval of the government agency of office wherein the work is created shall be necessary for exploitation of such work for profit.”

This material has been developed within the Project in Basic Education (PROBE) implemented by the Educational Development Projects Implementing Task Force (EDPITAF) of the Department of Education (DepEd) in collaboration with the Bureau of Elementary Education, Bureau of Secondary Education and the Commission on Higher Education. Prior approval must be given by the PROBE Management Unit lodged at EDPITAF and the source must be clearly acknowledged.

Annabelle A. Uzarraga

ISF- Elementary English

Division of Siquijor

Writer

This INSET package has been edited and produced by the PA - PROBE RLMC VII staff.

This edition has been revised for online distribution through the Learning Resource Management Development System (LRMDS) Portal by Region VII-Bohol under Project STRIVE for BESRA, a project supported by AusAID.

Table of Contents

Title	-	-	-	-	-	-	-	1
Description	-	-	-	-	-	-		1
Target Audience	-	-	-	-	-			1
Duration	-	-	-	-	-	-	-	1
Objectives	-	-	-	-	-	-		1
Procedure	-	-	-	-	-	-		2
Teaching Hint	-	-	-	-	-	-	-	2
Evaluation	-	-	-	-	-	-		2
Resource List	-	-	-	-	-	-	-	2
Lesson Plan	-	-	-	-	-	-		3



TEACHER'S GUIDE

Title

The Nipa Hut in the Woods

Description

This is a lesson pack that stimulates pupils in the lower primary grades to participate actively in their learning of language specifically in Reading. Knowing that reading a material necessitates comprehension, this will essentially help pupils to understand better what they read. It highlights how to teach a short story effectively using the *Concentrated Language Encounter Teaching*.

Target Audience

Grade 1 pupils

Learning Competency/Subject Matter

Answering *who, what, where* and *how* questions
(P.E.L.C. Grade I - B.2.2.1) Second Rating Period


Duration

Three 80-minute periods

Objectives

At the end of the lesson, the pupils will be able to:

- answer *who, what, where* and *how* questions correctly
- retell the story in their own words
- participate actively in making a group text.



Procedure

1. Teacher tells the story using a Big Book.
2. Have a comprehension check-up about the story. Encourage pupils to recall the story by asking *who*, *what*, *where* and *how* questions.
 - a. Who had no house?
 - b. What was in the woods?
 - c. Where was the nipa hut?
 - d. How did they feel when they found a nipa hut?
3. Have a pantomime or role play about the story. Let the pupils retell the story in their own words.
4. Write a group text. Pupils give the sentences and the teacher records these on the manila paper.
5. Let the pupils copy the story on their paper. Let them make illustrations in their Big Book.
6. Have pupils answer questions on noting details.

Teaching Hint

Tell the story with appropriate facial expression, voice and gestures.

Evaluation

Learning outcomes will be measured by:

- ♦ observation of maximum pupils' participation in making a group text and in retelling the story
- ♦ completion of the pupils' task in making a Big Book
- ♦ answering of questions correctly by the pupils.

Resource List

Teacher's Guide
Big Book - The Nipa Hut in the Woods
Lesson Plan using *Concentrated Language Encounter Teaching*
Activity Sheets for Phase V exercises and Evaluation items



A Lesson Plan in English

Grade 1

Objectives

- Answer *who, what, where* and *how* questions
- Retell the story in pupils' own words

Subject Matter

"The Nipa Hut in the Woods"

Materials: Big Book, manila paper, pentel pen, activity sheets

Learning Activities

Concentrated Language Encounter Teaching

Phase I - Story telling by the teacher using Big Book

Phase II - Reviewing the story

The pupils recall the story by asking questions about the story.

Talk about the story by asking *who, what, where* and *how* questions.

Have a pantomime or role play about the story.

The pupils retell the story in their own words.

Phase III - Negotiating a group text

The pupils give sentences about the story and the teacher records each sentence on the manila paper.

The pupils read each sentence after it is written.



Phase IV - Making a Big Book

The pupils copy the story and write it on their paper. Then, let them make illustrations in their Big Book.

Phase V - Using the Big Book

The pupils answer questions on noting details.

Average Group


Directions: Read and answer each question correctly.

1. What was in the woods?
2. Who had no house?
3. How did Father, Mother, Pedro and Rosa feel when they found a nipa hut?
4. Where was the nipa hut?

Slow Group

Directions: Read and answer each question correctly.
Choose only the letter of your chosen answer.

1. What was in the woods?
 - a. a church
 - b. a market
 - c. a big building
 - d. a nipa hut
2. Who had no house?
 - a. Father, Mother, Pedro and Rosa
 - b. Lola
 - c. Lolo
 - d. Auntie



3. How did Father, Mother, Pedro and Rosa feel when they found a nipa hut?
 - a. afraid
 - b. angry
 - c. happy
 4. sad
4. Where was the nipa hut?
 - a. in the city
 - b. in the garden
 - c. in the woods
 - d. in the yard

Evaluation

Average Group


Directions: Read the story carefully. Answer the questions that follow.

Gino and Susan

Gino and Susan saw a snake.
The snake was long and green.
It had a shiny skin.
It was sleeping up a santol tree.
"Sh . . . Sh . . . Quiet", Susan said.
"Gino, let's run fast".
Soon the snake woke up.
"Hiss . . . Hiss . . . Hiss", said the snake.

Questions:

1. What was in the santol tree?
2. Who saw a snake?
3. Where was the snake?
4. How did the snake look?



Slow Group

Directions: Read the questions carefully. Choose the correct answer to each question. Circle the letter of the correct answer.

1. What did Gino and Susan see?
 - a. a bird
 - b. a cat
 - c. a dog
 - d. a snake
2. Who saw a snake?
 - a. Nena and Noli
 - b. Jose and Jessa
 - c. Sylvia and Fred
 - d. Gino and Susan
3. Where was the snake sleeping?
 - a. in the yard
 - b. in the garden
 - c. up a mango tree
 - d. up a santol tree
4. How did the snake look?
 - a. big and black
 - b. long and green
 - c. small and thin
 - d. short and blue

Assignment

Read the story in your Big Book.
Draw more pictures in your Big Book.



THE LITTLE HOUSE IN THE WOODS

There was a little house in the woods but no one lived in it.

Father, Mother, Little Boy and Little Girl had no home.

They will look for a home.

Father, Mother, Little Boy and Little Girl were sad.

Then, they saw a Black Dog.

Black Dog said that there is a little house in the woods.

They all went to find the little house in the woods.

Along the way, they saw Gray Cat.

Gray Cat went with them to the woods.

Along the way they saw Big Carabao.

Big Carabao went with them, too.

Little Boy and Little Girl got on carabao's back.

Soon they came to the little house in the woods.

Now, all of them have a house to live in.

How happy they are in their little house!

Evaluation

Directions: Read the story carefully.
questions that follow.

Answer the

Gino and Susan

Gino and Susan saw a snake.

The snake was long and green.

It had a shiny skin.

It was sleeping up a santol tree.

"Sh . . . Sh . . . Quiet", Susan said.

"Gino, let's run fast."


Soon the snake woke up.

"Hiss . . . Hiss . . . Hiss", said the snake.



Talk About It:

1. What was up in the tree?
2. Who saw a snake?
3. Where was the snake?
4. How did the snake look?



Evaluation

Directions: Read the story carefully. Then, choose the correct answer each question. Write the letter of the correct answer.

Gino and Susan



Gino and Susan saw a snake.

The snake was long and green.

It had a shiny skin.


It was sleeping up a santol tree.

"Sh . . . Sh . . . Quiet", Susan said.

"Gino, let's run fast."


Soon the snake woke up.

"Hiss . . . Hiss . . . Hiss", said the snake.



Questions:

1. What did Gino and Susan see?
 - a. a bird
 - b. a cat
 - c. a dog
 - d. a snake
2. Who saw a snake?
 - a. Nena and Nora
 - b. Sisa and Nena
 - c. Susan and Nena
 - d. Susan and Gino
3. Where was the snake sleeping?
 - a. in the yard
 - b. in the garden
 - c. up a mango tree
 - d. up a santol tree
4. How did the snake look?
 - a. big and black
 - b. long and green
 - c. small and thin
 - d. short and blue



Activity Sheet 2 of Phase V

Answering Questions on Noting Details

Directions: Read and answer each question correctly.

1. What was there in the woods?
2. Who had no house?
3. How did Father, Mother, Pedro and Rosa feel when they found a nipa hut.
4. Where was the nipa hut?



Activity Sheet 2 of Phase V

Answering Questions on Noting Details

Directions: Read and answer each question correctly.

1. What was there in the woods?
 - a. a church
 - b. a market
 - c. a big building
 - d. a nipa hut
2. Who had no house?
 - a. Father, Mother, Pedro and Rosa
 - b. Lola
 - c. Lolo
 - d. Uncle
3. How did Father, Mother, Pedro and Rosa feel when they found a house?
 - a. afraid
 - b. angry
 - c. happy
 - d. sad
4. Where was the nipa hut?
 - a. in the city
 - b. in the garden
 - c. in the woods
 - d. in the yard



Answer Key

Activity Sheet No. 1

1. d
2. a
3. c
4. c

Activity Sheet No. 2

1. a nipa hut
2. Father, Mother, Pedro and Rosa
3. happy
4. in the woods

Evaluation for Average Group

1. a snake
2. Gino and Susan
3. up a santol tree
4. The snake was long and green. It had a shiny skin.

Evaluation for Slow Group

1. d
2. d
3. d
4. b



References

CLE Teaching in Developing Countries, Walker Richard F.

English 1, Language and Reading Textbook for Grade 1
(Public School Edition, First Edition 1987), Cortez Lilia R.,
Biteng, Oralla P., et. al.

