

# 2

# Let's Begin Reading in English

## Learner's Material

### Unit 2

This instructional material was collaboratively developed and reviewed by educators from public and private schools, colleges, and/or universities. We encourage teachers and other education stakeholders to email their feedback, comments, and recommendations to the Department of Education at [action@deped.gov.ph](mailto:action@deped.gov.ph).

**We value your feedback and recommendations.**

**Department of Education  
Republic of the Philippines**

**Let's Begin Reading in English – Grade 2**  
**Learner's Material**  
**First Edition, 2013**  
**ISBN: 978-971-0468-21-8**

**Republic Act 8293, section 176** states that: No copyright shall subsist in any work of the Government of the Philippines. However, prior approval of the government agency or office wherein the work is created shall be necessary for exploitation of such work for profit. Such agency or office may, among other things, impose as a condition the payment of royalties.

Borrowed materials (i.e., songs, stories, poems, pictures, photos, brand names, trademarks, etc.) included in this book are owned by their respective copyright holders. Every effort has been exerted to locate and seek permission to use these materials from their respective copyright owners. The publisher and authors do not represent nor claim ownership over them.

Published by the Department of Education  
Secretary: Br. Armin A. Luistro FSC  
Undersecretary: Dina S. Ocampo, Ph.D.

**Development Team of the Learner's Material**

<b>Authors:</b>	Felicitas E. Pado, Marie Yvette Alcazar, Ana Maria Margarita Salvador, Rose Ann Pamintuan, Leonor Diaz, Amcy Esteban
<b>Illustrators:</b>	Eric S. De Guia, Fermin M. Fabella, Erich D. Garcia, Aro R. Rara
<b>Layout Artist:</b>	Aro R. Rara

**Department of Education-Instructional Materials Council Secretariat  
(DepEd-IMCS)**

Office Address: 2<sup>nd</sup> Floor Dorm G, Philsports Complex  
Meralco Avenue, Pasig City  
Philippines 1600  
Telefax: (02) 634-1054 or 634-1072  
E-mail Address: imcsetd@yahoo.com

# Table of Contents

<b>Unit 2 – I Love My Family .....</b>	<b>109</b>
Week 1: I Have a Family .....	110
Week 2: I Share with My Brothers and Sisters .....	127
Week 3: I Have a Home .....	144
Week 4: Grandparents Are Great.....	159
Week 5: Welcome Home .....	176
Week 6: A New Baby .....	193
Week 7: A Different Family .....	211
Week 8: Brothers for Life .....	229

## Unit 2

# I Love My Family



We all have a family.  
Some may be big,  
Some may be small.  
My family is just right for me.  
I love my family.

## Week 1: I Have a Family

### Lesson 1

#### Let's Try

Introduce your family. Show your family picture to your classmates. Say the name of each member of your family.

"This is my family."

"My father is \_\_\_\_\_." (Say this for every member who is part of your family.)

"I love my family."



#### Get Set

I will read each word. Check the picture that tells about that word.

picnic



farm



barrio



### Let's Recall

What do you like to do with your family?

### Let's Aim

In the story that I will read, find out:  
What Ben likes to do with his family.

Listen as I read the story.

### The Picnic Surprise

I am Ben. I like to go out on picnic trips with my family.

Nanay asked me, "What do you want me to cook for the picnic tomorrow?"

I answered, "Well, Nanay, you know what our favorite picnic foods are. I like spaghetti, Kuya Ramon likes chicken sandwich, and Raya likes hotdog on a stick."

"Okay then," Nanay answered, "that's what I am going to prepare for the picnic."

The next day, everybody was excited. I saw my Kuya Ramon help Nanay prepare the food basket. I saw my little sister, Raya

folding the table napkins.

I hope Tatay is here. Tatay needs to work in the farm in the barrio. He has to live there most of the time. He only comes home every end of the month. Today is not the end of the month, so I know that he is not coming.

Just before we were about to leave for the picnic, I heard a loud voice call, "Ben! Can I join you?"

I ran out to find out who it was. It was Tatay! I was so happy to see him! I know this is my happiest family picnic!

Listen to my questions about the story and try to answer them.

1. What does Ben like doing with his family?
2. What did his mother ask about?
3. What did Ben ask his mother to prepare for the picnic?
4. What was everybody feeling about the picnic?
5. What was Kuya Ramon doing?
6. What was Raya doing?
7. If you were the brother or sister of Ben, what would you do to help prepare for the picnic?
8. Who did Ben think about?
9. What do you think was he feeling when he remembered Tatay?
10. Where does Tatay work?
11. What was the picnic surprise?
12. What do you think Ben felt when he saw Tatay? Why?

What is your favorite part of the story? Draw it in your notebook.

## Lesson 2

### Let's Recall

In our story yesterday, how many brothers and sisters does Ben have?

### I Can Do It

Listen to the question. Answer the question in front of the class.

“How many brothers and sisters do you have?”

“I have \_\_\_\_\_ brother/s and \_\_\_\_\_ sister/s.”

### Let's Aim

### The Pronoun I

Look at the pictures and listen as I read the sentences in the dialogue bubble.

My name is Ben.  
I am 8 years old.



A

My name is Ramon.  
I am 13 years old.



B

My name is Raya.  
I am 4 years old.



C



1. Who is speaking in picture A?
2. Who is 8 years old?
3. What word did he use to talk about himself?
4. Who is speaking in picture B?
5. Who is 13 years old?
6. What word did he use to talk about himself?
7. Who is speaking in picture C?
8. Who is 4 years old?
9. What word did she use to talk about herself?

### **Remember This**

We use the pronoun **I** when the speaker talks about himself or herself.

### **We Can Do It**

I will ask a question about you. You have to answer using the pronoun **I**.

1. How old are you?
2. What do you like to do after class?
3. What do you bring to school?


### **Let's Aim**

### **Word Attack Skills**

Listen as I read the sentences.

Ben received a hat from Nanay.  
Tatay gave Ben a bat.  
Kuya Ramon has a cat for Ben.  
Raya placed all the gifts on a mat.

Let us name the pictures from the sentences.




What is the sound that you hear in all of the words?

Let us look at other words with **-at**.

**-at**



hat



mat



cat



sat



bat



rat



fat






### We Can Do It

Read the word cards. Choose the correct picture of the word that you read from the board.

Word cards: hat, fat, cat, mat, bat, pat, sat, rat

## I Can Do It

Choose the correct word for each picture.

-  1. cat fat sat
-  2. mat map man
-  3. bet bat beg
-  4. sat rat hat
-  5. fat rat mat

## Let's Answer

Group Game:

Each group will be given the letters **a, e, h, t, r, s, n,** and **m.**

I will show you a picture one at a time. Spell the word of each picture shown using the letters given to you.

(Teacher will use words in the **-at** family as well as short **e** words previously learned.)

## Lesson 3

### Let's Recall

Look at the pictures as I read the dialogue bubble.

I am Ben.  
I like going to picnics  
with my family.



What do we use when the speaker talks about himself?

### We Can Do It

Group Sharing:

In a group, each member will be sharing the answer to one question. Make sure you answer with the pronoun **I**.

“What do you like to do with your family?”


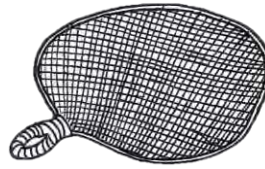
### Let's Aim

### Word Attack Skills

Listen as I read the sentences.

Father likes to cook with a pan.  
Mother likes to use a fan.  
Brother likes to clean with a rag.  
Sister likes to bring a pink bag.

Let's name the pictures from the sentences.



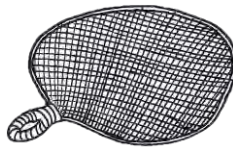
What are the sounds that you hear in the words?

Let us look at other words with **-an** and **-ag**.

**-an**



can



fan



man



pan



ran



van


**-ag**



bag



hag



rag



tag


## We Can Do It

Each one will get a word card. Read the word aloud. Look for the picture that shows the word in your card from the basket. If you found the correct picture, post the picture on the board together with the the word card.

Word cards: **-at**, **-an**, **-ag** words

## I Can Do It

Write in your notebook the correct word for each picture.




## Let's Answer

Choose the correct picture.

1. bat





2. bed



3. van

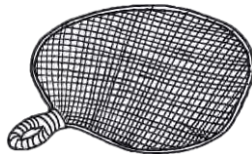


4. ten



10

5. fan



## Lesson 4

### Let's Recall

When do we use the pronoun **I**?

### I Can Do It

Draw a self-portrait in your notebook. You may use a mirror.

Complete the following sentences.

\_\_\_ am \_\_\_\_\_.  
\_\_\_ am \_\_\_\_ years old.

### Let's Aim


#### Word Attack Skills

Listen as I read the sentences.

We will go on a picnic. Mother prepared ham sandwiches. She also brought jam for me. The jam is in a colorful jar. We all rode our car going to the picnic.




Let's name the pictures from the sentences.



What are the sounds that you hear in the words?  
Let us look at other words with **-am** and **-ar**.

**-am**



ham



ram



jam

**-ar**



car



far



jar

## We Can Do It

Let's try to spell!

I will show you the picture cards of the words with short **a**. Spell the words out loud.

## I Can Do It

Match the words with the correct picture.

1. jam



2. car




3. jar



4. ham



5. ram



## Let's Answer

Look at the picture. List the names of things in the picture with short **e** and short **a**.



## Lesson 5

### Let's Try

Listen to my story.

Sam and Ram are twin sisters. They both like to draw pictures. Yesterday, they drew pictures for their brother Bam. It's his 8<sup>th</sup> birthday. Sam drew a cat on a mat with a red hat. Ram drew a wet hen with eggs. Bam was so happy with their pictures.

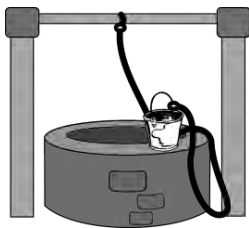

Answer the questions about the short story.

1. Who are twin sisters?
2. What do they like to do?
3. Who did they draw for?
4. Why did they give Bam pictures?
5. What picture did Sam draw?
6. What picture did Bam draw?
7. What can you say about the twin sisters?

### We Can Do It

Write the correct word for each picture. Do this in your notebook.

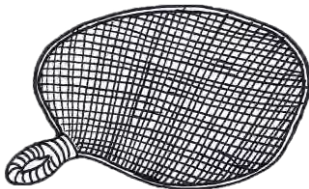



10



## I Can Do It

Look at the pictures. Write the name of the pictures in your notebook. Choose your answer from the box.

mat	fan	bag	hat
men	fed	beg	hen



## Week 2: I Share with My Brothers and Sisters

### Lesson 6

#### Let's Try

Talk about your brother/s and sister/s. How many do you have? What do you like doing with them?

"I like to \_\_\_\_ with my brothers and sisters."

#### Get Set

Listen as I read the sentences. Listen to the questions and choose the correct answer.

1. Yumi and Yana are twins. They are sisters born on the same day and they look alike. Choose the picture of twins.



2. Ana ate too much last night. This morning she had a stomachache. Choose the picture of Ana with a stomachache.



## Let's Recall

Do you like the same things that your brother or sister likes?

## Let's Aim

In the story that I will read, find out:  
What the twins like that are the same and different.

Listen as I read the story.

### **Tam and Ted**

Tam and Ted are twins. They are both seven years old. They are both in grade 2 and they both go to the same school.

There are a lot of things that they like doing together. They like playing with toy trucks together. They like catching frogs together. They even like going to school together.

There are also a lot of things they like that are the same. Green is both their favorite color. Ms. Santos is both their favorite teacher. Even their favorite shirt is the same!

There is something that they like differently. They don't like the same kind of food. Tam likes

to eat fruits and vegetables. He likes to drink milk and juice too. Ted likes chips, candies, and drinks a lot of cola.

Yesterday, Ted was brought to the school clinic by Ms. Santos. He had a terrible stomachache. The school doctor looked at Ted and asked him many questions.

Finally, the doctor said, "Ted, you need to learn how to eat healthy. Your body is not getting enough vitamins from what you are eating. If you don't, I'm afraid this stomachache might not leave your body."

"I don't like having a stomachache anymore. It's hard for me to play and study," said Ted. "I want to get well!"

"I'll help you get well, Ted," Tam said. "From now on, you have to eat the same food that I eat."

"Try it, Ted," Tam said while handing Ted a ripe yellow banana. "It tastes good, and it's healthy too!"

Ted tried it and he liked it!



Listen to my questions about the story and try to answer them.

1. Who are the twins in the story?
2. How old are they?
3. What grade are they both in?
4. What do they like playing together?
5. What do they like catching together?
6. Where do they like to go?
7. What is their favorite color?
8. Who is their favorite teacher?
9. What is something that they like differently?
10. What does Tam like?
11. What does Ted like?
12. Where did Ms. Santos bring Ted?
13. Why was he brought to the clinic?
14. What do you think caused the stomachache?
15. What did the school doctor say?
16. How do you think did Ted feel when he heard what the doctor said?
17. What did Tam do after hearing what the doctor said?
18. Why do you think he did that?
19. What do you do to show your brother or sister that you love him / her? Draw this in your notebook.

## Lesson 7

### Let's Recall

#### Comparison and Contrast of Characters

In our story yesterday, what were the names of the twins? What are the things that they both like? What are the things that they like differently?

#### Let's Aim

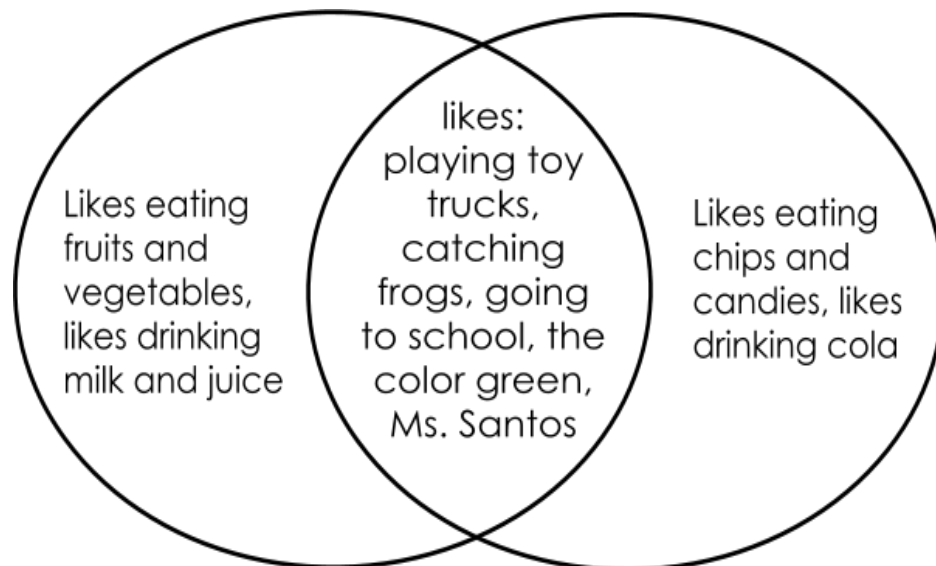
Look at the following diagram. Listen as I read the words. Look at where these words are written.



**Tam**



**Ted**



1. What are the things that they both like?  
Where are these written in the diagram?
2. What are the things that only Tam likes?  
Where are these written in the diagram?
3. What are the things that only Ted likes?  
Where are these written in the diagram?

This diagram is called a Venn diagram.

**Remember This**


A Venn diagram is used to show how two characters are the same.

Same characteristics are written in the middle part of the diagram. It also shows how the characters are different from each other. Different characteristics are written on the left part and on the right part of the diagram.

## Let's Aim

### The Pronouns You and I

Look at the pictures and listen as I read the sentences in the dialogue bubble.



1. Who is speaking in picture A?
2. Who is he speaking to?
3. Who is his twin brother?
4. What word did he use to talk about himself?
5. How about the word he used when he talked about the one he is speaking to?
6. Who is speaking in picture B?
7. Who is he speaking to?
8. Who likes fruits?
9. What word did he use to talk about himself?
10. What word did he use when he talked about the one he is speaking to?

### **Remember This**

The pronoun **I** is used when the speaker talks about himself or herself. The pronoun **you** is used when referring to the person spoken to.

### **We Can Do It**

Work with a partner. Think of something nice you would like to say to your partner. Complete this sentence:

“I like you because you are \_\_\_\_\_.”

Teacher will give you the signal to exchange partners.

### **Let's Aim**

#### **Reading Phrases with Short a**

Listen as I read the phrases. Look at the pictures beside the phrases.

1. bag of Tam



2. has a rag



3. in the van



4. hat of Ted

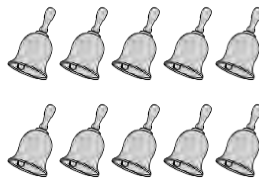


Try to read out loud the phrases on your own.  
Were you able to read all the phrases?

### We Can Do It

Read the phrases. Choose the correct picture for each phrase.

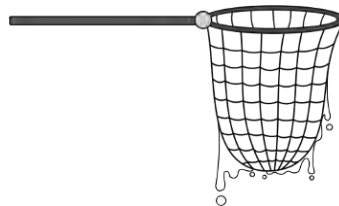
1. ten bats



2. cat in the van



3. the wet pan



## Lesson 8

### Let's Recall

1. What pronoun do we use when we refer to the speaker?
2. What pronoun do we use when we refer to the one spoken to?

### We Can Do It

Work in pairs. Try to find out more about your classmates by asking them questions. Don't forget to use **you** in asking questions and **I** in answering.

Sample questions:

“What do **you** like to play?”

“**I** like to play \_\_\_\_\_.”

“How do **you** go home?”

“**I** \_\_\_\_\_ going home.”

### Let's Aim

#### Reading Phrases

Look at the picture. Complete the phrases by giving the correct word on the blank. Write the completed phrases in your notebook.



a fat \_\_\_\_\_



a man in a \_\_\_\_\_



a wet \_\_\_\_\_

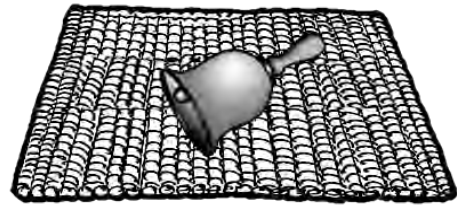
### We Can Do It

Read the phrases. Match the correct picture with each phrase.

1. bell on the mat



2. ham in the pan



3. the cat ran





4. sat on the bed



5. the ten cans



### I Can Do It

Read the phrases. Look for the picture for each phrase. Write the letter of the phrase of the correct picture. Do this in your notebook.

a. a set of cans

b. a tag on the bag

c. fell in the well

d. a rat in the net

e. ham in the pan

f. fed the hen

1.



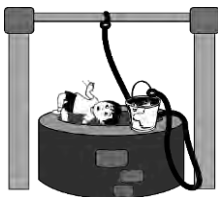
2.



3.



4.



5.



6.



## Let's Answer

Read the phrases. Draw what it says in your notebook.

a bat and a cat	a red bell
a hat on a man	a bag on a mat





## Lesson 9

### Let's Recall

When do we use the pronoun **I** and **you**?

### I Can Do It

Look at the pictures in the comic strip. Listen as I read the dialogue to you. Write **I** or **you** on the blanks.

Hi! ___ am new in this school. Do ___ study here?	Yes. ___ am Paul. Who are ___?	___ am Lana. I am in grade 2. What grade are ___ in?	___ am also in grade 2!
			

## We Can Do It

### Reading Phrases


Read out loud the phrases. Answer the question I will ask about the phrase.

1. men in the van  
Where are the men?
2. hat on the mat  
Where is the hat?
3. ham in the pan  
Where is the ham?
4. bat in the car  
Where is the bat?

### I Can Do It




Look at the pictures. Write a phrase about each picture. Choose your answer from the box. Do this in your notebook.

a fat cat	a mad woman	jam in a jar
ten bells	a rat on the bed	bat in a bag



## Let's Answer

Look at each picture. Write a phrase about each picture. Do this in your notebook.



## Lesson 10

### Let's Try

Listen to my story.



Blackie and Brownie are puppies. They are also brothers. Blackie is a small black puppy with fluffy fur. Brownie is a big brown puppy with shorter fur. They both like eating bones and meat. They both like running after balls. They are both loved by their mother dog, Lassie.

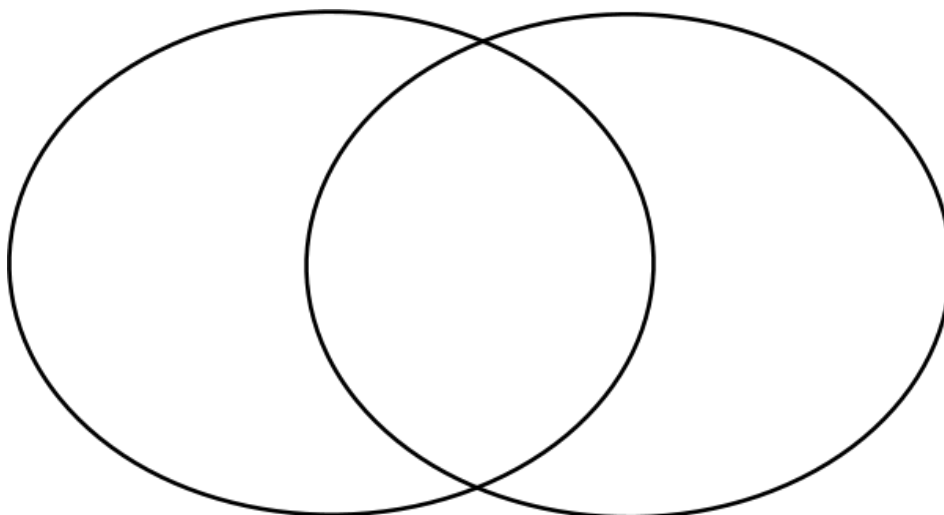
Answer the questions about the short story.

1. What kind of animals are Blackie and Brownie?
2. What does Blackie look like?
3. What does Brownie look like?
4. What do they like doing together?
5. Who loves them?

### **We Can Do It**

Using the Venn diagram, show how the two puppies are the same and different. I will read to you the words and phrases that you can write on the Venn diagram.

black	brown	big
small	long fur	short fur
likes bones and meat	likes to run after balls	puppies of Lassie

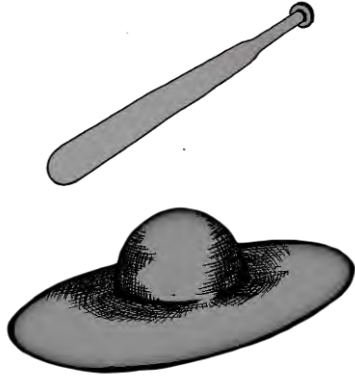


Blackie

Brownie

## I Can Do It

Look at the pictures. Complete the phrases by writing the missing words. Do this in your notebook.



a \_\_\_\_\_ and a \_\_\_\_\_



a \_\_\_\_\_ and a \_\_\_\_\_



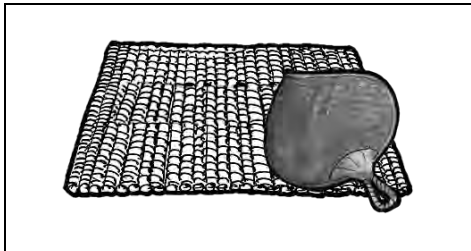


a \_\_\_\_\_ and a \_\_\_\_\_

## Let's Answer

Read the phrases. Look at the following pictures and write the correct phrase for each. Do this in your notebook.

a rat and a cat  
a man and a pet  
a bat on a car

jam in a jar  
fan on a mat  
tag on a bag



## Week 3: I Have a Home

### Lesson 11

#### Let's Try

Talk about your home. What kind of home do you live in? Where is your home?

Say: "I am \_\_\_\_\_. I live in a \_\_\_\_\_."  
(house, apartment, nipa hut, building)  
"My home is in \_\_\_\_\_."


## Get Set

Listen as I read the words. Match each word with the correct picture.

nipa hut




sunrise



cool breeze



storm



## Let's Recall

Who lives with you in your home? What do they do?


## Let's Aim

In the story that I will read, find out:  
Who lives with Minda and what they do.



Listen as I read the story.

## Home by the Sea



Marlyn lives in a barrio near Catbalogan, Samar. Her home is a nipa hut by the sea. There is no electricity in her home because their place is far from the city.

Marlyn's father is a fisherman. Every day, he wakes up at 3:00 in the morning to ride his fisherman's boat to catch fish and shells. Her mother and Kuya Paeng leave the house even before sunrise to sell the fish and shells in the market. While waiting for them to come back home, Marlyn takes care of Baby Sita, while Lola Luisa cooks their meals.

Marlyn likes living by the sea. She likes the cool breeze which is better than the polluted air in the city. She likes the walls of their home which is made of wood and leaves.

One day while Marlyn's father, mother, and Kuya Paeng were out of the house, an unexpected storm disturbed the sea side. The wind was so strong that it blew the roof of their nipa hut away and slowly destroyed the walls of the house. Marlyn with Baby Sita and Lola Luisa were able to run to the nearest house and were safe. The owner of the house let them stay there until the storm was over. Marlyn was worried about her parents and brother who were still out in the storm.

A few minutes later, Marlyn heard from their neighbors that her parents and brother were looking for them. She went outside the house and called out to them.

Marlyn was crying when she told her parents what happened to their home. She was so sad that they lost their home. Her mother told her that even if something bad happened, they should still be happy because no one from their family got hurt. They still have each other and they could still build a new home together.

Listen to my questions and try to answer them.

1. What kind of home does Marlyn's family live in?
2. Where do they live?
3. What can they see near their home?
4. What does her father do? What time does he wake up?

5. What can you say about her father?
  6. What does her mother do? Who goes with her?
  7. What does Marlyn do while they are away?
  8. What does Lola Luisa do?
  9. What can you say about Marlyn's family?
  10. What did the storm do to their house?
  11. How do you think did that happen?
  12. How did Marlyn feel when that happened?
  13. Was anyone from her family hurt by the storm?
  14. What did her mother say to comfort Marlyn?
  15. What do you think will they do after the storm?
- Draw it in your notebook.

## Lesson 12

### Let's Recall

In our story yesterday, who were living in Marlyn's home?

### Let's Aim

### The Pronouns He, She, and It

Listen as I read some sentences about the story.

- a. Father is a fisherman.
  - b. He wakes up early to catch fish.
  - c. Mother is a vendor.
  - d. She sells the fish that Father catches.
  - e. The family lives in a nipa hut.
  - f. It is near the sea.
1. In sentence a, who is a fisherman?

2. In sentence b, who wakes up early to catch fish? Is Father a man or a woman? How many persons is the sentence talking about? What word was used to replace the word Father?
3. In sentence c, who is a vendor?
4. In sentence d, who sells the fish that Father catches? Is Mother a man or a woman? How many persons is the sentence talking about? What word was used to replace the word Mother?
5. In sentence e, where does the family live in?
6. In sentence f, what is near the sea? Is nipa hut an object? How many objects is being talked about in this sentence? What word was used to replace the word nipa hut?

### **Remember This**

The pronoun **he** is used to replace a name of a person. **He** is only used for boys.

The pronoun **she** is used to replace a name of a person too. **She** is only used for girls.

The pronoun **it** is used to replace a name of an object or animal.

### **We Can Do It**

Group Sharing:

Think about a member of your family that you would want the class to know about. Think about one object in your home that you would want to share.

Don't forget to use **he**, **she**, or **it**.

Example: My father is Jun. He is a taxi driver.  
This is a spoon. It is used for eating.

## Let's Aim

### Reading Sentences with Short a

Let us see what are inside Marlyn's house.

Listen as I read the sentences. Look at the pictures beside the sentences.

1. The bag is on the mat.  
What is on the mat?



2. Dad has a hat.  
Who has a hat?



3. The ham is on the pan.  
Where is the ham?



4. Mama has a rag.  
Who has a rag?



Try to read out loud the sentences on your own.  
Were you able to read all sentences? Were you able  
to answer all questions?

## We Can Do It

Look at the pictures. Choose the correct sentence for each picture.

1.



Sam has a fan.  
Sam has a pan.

2.



The bat is in the net.  
The bat is in the bag.

3.



Ram has a wet leg.  
Ram has a wet bed.

4.



The man has a hat.  
The man has a bat.

5.



Jed sat on a mat.  
Jed sat on a bed.

## Lesson 13

### Let's Recall

When do we use the pronouns **he**, **she**, and **it**?

### We Can Do It

Look at these pictures in front (choose 2 famous people and 1 popular object). Choose one picture and say something about that person or object. Don't forget to use **he**, **she**, or **it**.

### We Can Do It

### Reading Sentences

Look at the picture. Complete the sentences by writing the missing words in your notebook.



The boy has a \_\_\_\_\_.



The bag is on the \_\_\_\_\_.



The egg is on the \_\_\_\_\_.

## I Can Do It

Read the sentences and choose the correct picture.

1. Ben sits on a mat.



2. The man is mad.



3. The cat is in the car.



## Let's Answer

Read the sentences. Answer the question about each sentence.

1. The red bag has a tag.  
What has a tag?
2. Pam is in the car.  
Who is in the car?
3. The rat is fat.  
What is fat?
4. The cat sat on the mat.  
Where is the cat?
5. Len has a fan.  
Who has a fan?



## Lesson 14

### Let's Recall

When do we use the pronouns **he**, **she**, and **it**?

### I Can Do It

Look at the pictures. Choose one picture and construct 3 sentences about your chosen picture. Don't forget to use **he**, **she**, and **it**.



### We Can Do It

#### Reading Sentences

Read out loud the sentences. Answer the question I will ask about the sentence.

1. The bats are in the van.  
Where are the bats?
2. The cat is fat.  
What is fat?
3. The pens are in the bag.  
Where are the pens?
4. The rats are on the mat.  
Where are the rats?
5. The men are mad.  
Who are mad?


## I Can Do It

Read the sentences. Answer the questions that follow each sentence. Write your answers in your notebook.

1. The rags are in the bag.  
Where are the rags?  
What are in the bag?
2. The bats are in the van.  
Where are the bats?  
What are in the van?
3. Ted sells the cans.  
Who sells the cans?  
What does Ted sell?

## Let's Answer

Look at each picture. Write a sentence about each picture. Do this in your notebook.



## Lesson 15

### Let's Try

Listen to my story.

#### Anton's Spider Lesson

by Leah N. Bautista

Anton loves to play with spiders. He wants to catch one to play with his sister, Ericka.

One Saturday morning, while Ericka was playing in the garden, she saw a spider spinning its web. She stayed there until the spider finished its web. Ericka was so amazed when she saw how the spider laid its eggs in the spider egg sac.

Suddenly, Anton tried to catch the spider. Ericka stopped him.

"Do you know, **Kuya**, that spiders spend a long time spinning their web? The mother spider made it for her eggs and for her food," Ericka said seriously.

"They are like our parents. They make our home," Ericka added.

Anton learned a lesson from the spiders.

Answer the questions about the short story.

1. Who loves to play with spiders?
2. What did Ericka see in the garden?
3. How did Ericka feel when she saw that?
4. What did Ericka do when Anton was about to catch the spider?

5. What did Ericka say?
6. What can you say about Ericka?

### We Can Do It


Look at the pictures. Listen as I read the sentences. Complete the sentences by writing **he**, **she**, or **it**. Do this in your notebook.



This is Ericka. \_\_\_\_\_ is Anton's sister. \_\_\_\_\_ saw the spider spin its web.



This is Anton. \_\_\_\_\_ likes playing with spiders. \_\_\_\_\_ is Ericka's brother.



This is the spider in the garden. \_\_\_\_\_ spins its own web. \_\_\_\_\_ lays eggs in the spider egg sac.

## I Can Do It

Look at the pictures. Arrange the jumbled words to form a new sentence.



is      The egg      pan      a      on.



has      tag.      a      The bag



mat.      on      The hen      is      the



the      car.      The men      in      are



bed.      The fan      on      is      the

## Let's Answer

Read the sentences. Answer the question that comes after each sentence. Write your final answers in your notebook.

1. Tam has a map. Who has a map?  
Tam                      Pam                      Ram
2. Jed ran to the van. Where did Jed run?  
man                      van                      jam
3. The bag of Len is tan. What is tan?  
bag                      hat                      pen
4. Ana has a hat. Who has a hat?  
Tam                      Ana                      Bam
5. The bat is in the bag. What is in the bag?  
rag                      hag                      bat

## Week 4: Grandparents Are Great

### Lesson 16

### Let's Try

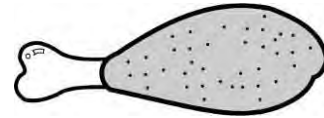

Let's talk about your grandparents. How many of you still have grandparents? Where do your grandparents live? What do you do with your grandparents?

Say: "I am \_\_\_\_\_. My grandparents live \_\_\_\_\_.  
I \_\_\_\_\_ with my grandparents."

## Get Set

Listen as I read the sentences. Choose the correct answer.

1. Miguel likes eating chicken soup when it's cold and raining. The hot soup really makes him feel warm. Which of the following is a picture of chicken soup?



2. Last night, Mateo wasn't feeling good. He could not eat anything because he lost his appetite. What don't you like to do when you lose appetite?
3. Lucas was brought to the hospital because he was sick. He was bitten by a mosquito that caused his sickness. The doctor said he had dengue fever. What insect caused this sickness?

sleep

eat

study

cockroach

ant

mosquito

## Let's Recall

Is there something that your grandparents do for you that you really like?

## Let's Aim

In the story that I will read, find out:  
What Gab's Grandmother does for him.

Listen as I read the story.

### Grandmother's Cooking

For Gab, Grandma Malou is the best cook in the world! He loves it that Grandma asks him what he wants her to cook before going to the market. He could request anything and Grandma can cook it – from **lumpiang shanghai**, fried chicken, and porkchop, to **sinigang**, **bulalo**, and **ginisang munggo**.

But his favorite of Grandma's cooking is her special chicken soup. He can eat up to five bowls of her soup!

Last August, Gab was brought to the hospital because of dengue fever. It is an illness brought by a certain kind of mosquito. His body became so weak, and he also lost appetite. The doctor told Gab that unless he started eating and drinking, he wouldn't get well.

Gab's mother was so worried about what the doctor said. She called up Grandma Malou to tell her about it. Two hours later, Grandma came with a whole container of Gab's favorite chicken soup!



As soon as Gab smelled the soup, it seems like his sickness disappeared. He started eating the hot soup. He ate and ate until he was so full.

When he finished eating the delicious soup, Gab said to Grandma Malou, "Thanks for doing this for me, Grandma." And he gave her three big kisses on her cheek.

"You're welcome, my dear," answered Grandma Malou. "I'll do anything for my grandchildren."

Listen to my questions about the story and try to answer them.

1. What does Gab's Grandma do for him?
2. What is the name of Gab's Grandma?
3. What are some of the food Gab requests Grandma to cook?
4. What is his favorite among Grandma's cooking?
5. When did Gab get sick?
6. What did he get sick of?
7. Why can't Gab eat anything?
8. What did the doctor say?
9. How did Gab's mother feel when she heard what the doctor said?
10. What did Gab's mother do?
11. What did Gab's Grandma do after talking to Gab's mother?
12. Why do you think did she do that?
13. What does that say about Grandma Malou?

14. What did Gab do when he saw Grandma's soup?
15. What did Gab say to Grandma?
16. Why do you think is saying "thank you" important?
17. If you were Gab, what will you do to show how thankful you are to Grandma? Draw your answer in your notebook.

## Lesson 17

### Let's Recall

In our story, do you remember where the story happened in the beginning of the story and at the end of the story?

### Let's Aim

### Sequencing Three Events

Listen as I read the sentences that happened in the story. Look at the pictures beside each sentence.



Gab requests Grandma to cook his favorite food.

	<p>Gab ate the chicken soup that Grandma brought to the hospital.</p>
	<p>Gab got sick of dengue fever.</p>

1. Which of the pictures (sentences) happened first in the story?  
Write 1 beside the picture.
2. Which of these happened next?  
Write 2 beside that picture.
3. Which of these happened last?  
Write 3 beside that picture.

## Let's Recall

In our story yesterday, who were in the hospital room with Gab?

## Let's Aim

### The Pronouns We and They

Listen as I read some sentences that Mother said when he talked to Gab.

1. Grandma and I are both worried about your condition.
2. We think that you should start eating well for you to get stronger.
3. The nurses work hard to help you.
4. They want you to get well too.



Who is the one speaking here?

1. In sentence 1, who are worried about Gab's condition?
2. In sentence 2, who are thinking that Gab should start eating well to get stronger? How many are they? What word was used to replace Grandma and I?

3. In sentence 3, who are working hard to help Gab?
4. In sentence 4, who wants Gab to get well? How many are they? What word is used to replace the noun nurses?

### **Remember This**

The pronoun **we** is used to replace names of persons speaking when there is more than one.

Example: Your father and I are going to your school tomorrow.

**We** need to talk to your teacher.

The pronoun **they** is used to replace names of the people being talked about in the sentence, who are more than one too.

Example: Tina's classmates surprised her on her birthday.

**They** all wrote birthday messages for her.

The pronoun **they** could also be used to replace names of objects and animals being talked about.

Example: The sunflowers are now in bloom.

**They** are very pretty!

The pet puppies are very dirty.

**They** all need a bath.

## **We Can Do It**

Group Sharing:

Work in small groups. Share about your family. Choose one member of your family. Tell the group things that you like to do with him / her. Don't forget to use the pronoun we.

Example:

I like playing with my sister. We play hide and seek during summer.

I like feeding the chickens with Tatay. We feed the chickens in the morning.

## **Let's Aim**

### **Reading Short Stories with Short a**

Let's read the short story together.

#### **Gab's Pet**

Gab has a pet.  
Gab's pet is a rat.  
He has a fat rat.

Answer the following questions.

1. Who has a pet?
2. What is Gab's pet?
3. What is fat?

Try to read out loud the story on your own. Were you able to read all sentences? Were you able to answer all questions?

## We Can Do It

Read the story aloud and answer the questions orally.

### The Pet Hen

Pat has a pet hen.  
The hen is red.  
The hen is fat.  
Pat's hen has 10 eggs.  
The eggs are in the nest.

1. Who has a pet?
2. What is his pet?
3. What color is the hen?
4. What is fat?
5. What does the hen have?
6. How many are the eggs?

## Lesson 18

### Let's Recall

When do we use the pronouns we and they?

### We Can Do It

Class Sharing:

I will show you pictures of different families doing different things. Choose one picture and tell something about what the members of the family are doing. Don't forget to use the pronoun they.

## **We Can Do It**

### **Reading Short Stories**

Read the short story. Answer the questions that follow.

#### **Dan's Bag**

Dan has a bag.  
The bag has a tag.  
The tag is in the bag.  
The bag is on the bed.

1. Who has a bag?
2. What does the bag have?
3. Where is the tag?
4. Where is the bag?
5. Draw Dan's bag in your notebook.

## **I Can Do It**

Read the short story. Answer the questions that follow. Write the letter of the correct answer in your notebook.

#### **The Fat Man**

Dan is a man.  
Dan is a fat man.  
He has a hat.  
Dan is in the car.



1. Who is the man?
  - a. Dan
  - b. Jed
  - c. Ram
2. What does Dan have?
  - a. ham
  - b. hat
  - c. hit
3. Where is Dan?
  - a. van
  - b. car
  - c. cat
4. Draw Dan in your notebook.

## Lesson 19

### Let's Recall

When do we use the pronouns we and they?  
How about he, she, or it?

### I Can Do It

Look at the pictures. Complete the sentence by adding we and they. I will read the sentences for you.



The pupils are having recess.

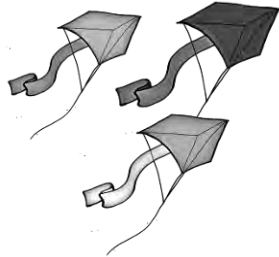
\_\_\_\_\_ are eating together.



Rob and Red are brothers.  
\_\_\_\_\_ like reading  
together.



My sister and I like to  
dance.  
\_\_\_\_\_ dance every  
morning.



The kites are flying high.  
\_\_\_\_\_ are very colorful.



My friends and I like  
walking by the beach.  
\_\_\_\_\_ also like to play  
there.

## We Can Do It

### Reading Stories

Read the stories aloud. Choose the correct answer.

#### Jack's Net

Jack has a net.  
The net fell.  
Jack's net fell in the well.  
The net is wet.

1. Who has a net?



Jack

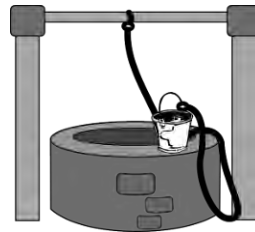



Len

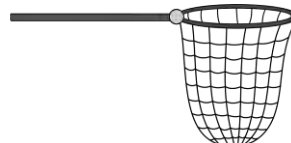
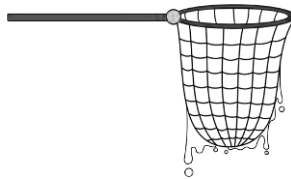
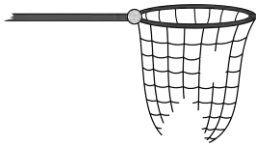


Gran

2. Where did the net fall?



3. What happened to the net?



### I Can Do It

Read the short story. Answer the questions that follow. Write the answers in your notebook.

#### The Pens

Den has pens.  
He has ten pens.  
Den's pens are red.  
The pens are in a bag.

1. Who has pens?  
\_\_\_\_\_ has pens.

2. How many pens are there?  
There are \_\_\_\_ pens.
3. What color are the pens?  
The pens are \_\_\_\_\_.
4. Where are the pens?  
The pens are in a \_\_\_\_\_.

## Lesson 20

### Let's Try

Listen to my story.

### Family Dinner

Mother prepared dinner. She is cooking **adobo, pinakbet**, and rice. Mary helped her mother in the kitchen. Michael helped set the table. When Mother finished cooking, Mother told Mary to call her father. Father, Mother, Mary, and Michael sat at the table to eat dinner. When dinner was over, Mary cleaned up the table and Michael did the dishes.

Answer the questions about the short story.

1. Who cooked dinner?
2. What did she cook?
3. Who helped her in the kitchen?
4. Who ate dinner together?
5. What did Mary do after dinner?
6. How about Michael?
7. What can you say about their family?

Look at the pictures as I read the sentences.  
Write 1, 2, and 3 according to the correct sequence.



Michael washed the dishes after dinner.



Mother cooked **adobo, pinakbet,**  
and rice.



The family ate dinner together.

### **We Can Do It**

Read the story and answer the questions.


#### **Ren's Cat**

Ren has a cat.  
The cat has a bell.  
The cat is on the mat.  
The cat ran after the rat.

1. Who has a cat?
  - a. Ren
  - b. Ben
  - c. Den
2. What does the cat have?
  - a. pen
  - b. hat
  - c. bell
3. Where is the cat?
  - a. van
  - b. car
  - c. mat
4. What did the cat do?
  - a. sat
  - b. ran
  - c. fell

### Let's Answer

Look at the picture. Write 3 sentences about the picture. Write your sentences in your notebook.



## Week 5: Welcome Home

### Lesson 21

#### Let's Try

Let's talk about your older brother or sister.  
How many of you have older brothers and sisters.  
Do you want to be like them? Why?

Say: "I am \_\_\_\_\_. My older brother / sister is \_\_\_\_\_.  
I want to be like him / her because \_\_\_\_\_."

#### Get Set

Listen as I read the sentences. Choose the correct answer.

1. My cousin Joshua studies in a university. It is a big school with many buildings. You see a lot of college students in a university.  
What do you do in a university?  
study                      play                      swim
2. Bambi is now a college student. One becomes a college student after finishing high school.  
When do you become a college student?
  - a. after grade school
  - b. after high school
  - c. after kinder

#### Let's Recall

Do you know of somebody who is away from home?  
Why is he / she away?

## Let's Aim

In the story that I will read, find out:  
Who is away for a long time?

Listen as I read the story.

### Welcome Home



Nanay Ester is busy preparing food for lunch when I came home from school. It seems that a visitor is coming because it looks like she is preparing more food than our usual lunch.

“Do we have a visitor, Nanay?” I asked,  
“Is somebody coming over for lunch?”

“Your Ate Adel is coming home!” Nanay excitedly answered.

Ate Adel is my oldest sister. She studied in a big university in the city after finishing high school here in Pangasinan.



“Is school finished for her, Nanay?”  
I asked again.

“Yes it is,” Nanay said. “She already graduated from college, and she wants to go back to work here in the province!”

“Yipee!” I shouted. “It seems like a long time when she left home to study college. I’m so excited to have her back home!”

A little later, there was a knock on the door. I excitedly opened the door. When I opened the door, I saw Ate Adel with a smile on her face and holding a big bag.

“Ate!” I shouted, “I missed you! I’m so glad you’re back!”

“I missed you too, Tonio!” she said with a hug, “I’m glad to be back home, too.”

“Congratulations, Ate!” I said, “Nanay said you graduated from college. Is college hard, Ate?”

“Thank you,” Ate Adel started, “College is not easy, Tonio, but it sure was fun!”

“When I get bigger, I want to study college in the city too!” I said. “And when I graduate, I’m going back home to work here too! Just like you!”

“That’s nice, Tonio,” she answered back. “You can sure do that if you study hard.”

“Hmmm!” Ate Adel said, “I think I smell **kare-kare!** Is Nanay cooking my favorite food for lunch?”

I nodded and we went straight to the kitchen where Nanay was.

Listen to my questions and try to answer them.

1. Who is coming home after a long time?
2. What's the name of the mother?
3. What was she doing?
4. Why is she cooking?
5. Why was she cooking **kare-kare**?
6. What does this say about Nanay?
7. Why was Ate Adel away for a long time?
8. Why is she back?
9. What can you say about her decision to work in the province?
10. How did Tonio feel about his sister's decision?
11. What made you say that?
12. If you were Tonio, what graduation gift can you give your big sister? Draw your answer in your notebook.

## Lesson 22

### Let's Recall

In our story yesterday, who owns the small school bag? Who owns the big bag?

## Let's Aim

### The Pronouns Mine and Yours

Listen as I read some sentences that Adel said.

1. This bag belongs to me.
2. This bag is mine.
3. This school bag belongs to you.
4. This bag is yours.



**Adel**



**Tonio**

Who is the one speaking here? Who is she speaking with?

1. In sentence 1, to whom does the bag belong?
2. In sentence 2, what word was used to show that the bag belongs to the speaker?
3. In sentence 3, to whom does the school bag belong?
4. In sentence 4, what word was used to show that the bag belongs to the one spoken to?

### **Remember This**

The pronoun **mine** is used to show that something belongs to the speaker.

Example: The pencil belongs to me.

The pencil is **mine**.

The pronoun **yours** is used to show that something belongs to the one spoken to.

Example: The eraser belongs to you.

The eraser is **yours**.

### **We Can Do It**

Work in pairs. Put four things that belong to you on a table. Your partner will do the same. Each one will speak one at a time by telling each other whom each object belongs to.

Example: This notebook belongs to you. It is yours.

This ruler belongs to me. It is mine.

### **Let's Aim**

#### **Reading Words with Short i**

Listen as I read the sentences.

1. Tonio has a pin on his bag.
2. Adel threw her trash in the bin.
3. Nanay gave the baby a bib.
4. There is a big bowl of **kare-kare** on the table.
5. The baby is sick.

Answer the questions. Write your answers in your notebook.

1. What does Tonio have in his bag?
2. Where did Adel throw the trash?
3. What did Nanay give the baby?
4. How does the bowl look like?
5. What happened to the baby?

What do you notice with the words you wrote?  
What sound do you hear in the middle of the letters?

Let us read some more words with short **i**. Teacher will discuss the meaning of the words with you.

<b>-it</b>	<b>-in</b>	<b>-ip</b>	<b>-ill</b>	<b>-ig</b>	<b>-ick</b>	<b>-ib</b>
bit	bin	rip	bill	dig	sick	rib
fit	fin	sip	gill	jig	lick	bib
sit	pin	tip	mill	pig	pick	
	tin		till		wick	
	win		kill		kick	


### **We Can Do It**

Read the word cards. Choose the correct picture of the word that you read from the board.

Word cards: kick, bib, bin, sip, rib, tip, fin

## I Can Do It

Choose the correct word for each picture.



## Let's Answer

Group Game:

I will show you a picture one at a time.

Choose a group mate who will spell the words on the board.

## Lesson 23

### Let's Recall

When do we use the pronouns mine and yours?

### We Can Do It

In front of the class, place two things that belong to you. Each one will go in front and choose an object. If the object belongs to you, make a sentence stating that it belongs to you. Don't forget to use the pronoun mine.

If the object does not belong to you, go to your classmate and make a sentence stating that the object belongs to your classmate. Don't forget to use the pronoun yours.

### I Can Do It

Listen as I read the sentences. Complete the sentences by adding mine or yours.

1. The new book belongs to me. This is \_\_\_\_.
2. The sandwich is given to you. That sandwich is \_\_\_\_.
3. I bought a red ballpen. This ballpen is \_\_\_\_.
4. Those socks belong to you. Those socks are \_\_\_\_.

### We Can Do It

#### Reading Words with i

Each one of you will get a word card with short **i**. Read the word card aloud. Look for the picture on the board that shows the word in your card. Post the word card beside its correct picture.


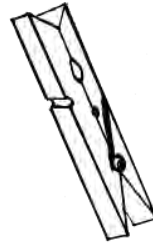
# I Can Do It

Read the words with short i. Choose the correct picture.


sit



pig



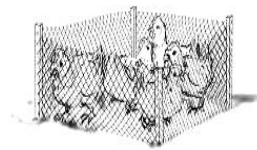
bit



lick



pin





## Lesson 24

### Let's Recall

When do we use the pronouns mine and yours?

### I Can Do It

Look at the pictures. Listen as I read the sentences. Complete the sentence by adding mine or yours.



My mother gave me this book.  
This book is \_\_\_\_\_.



Nanay, this flower is for you.  
This is \_\_\_\_\_.



This is my favorite dress.  
This dress is \_\_\_\_\_.



This is my test yesterday.  
This star is \_\_\_\_\_.






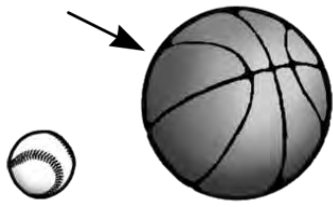





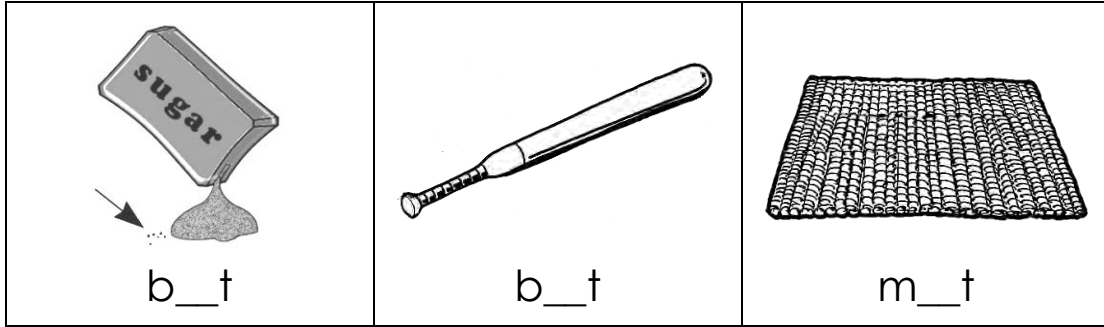
This milk is for you.  
This milk is \_\_\_\_\_.

## We Can Do It

### Reading Words with Short a, e, and i

Look at the pictures. Provide the missing letter for each picture. Write the words in your notebook.

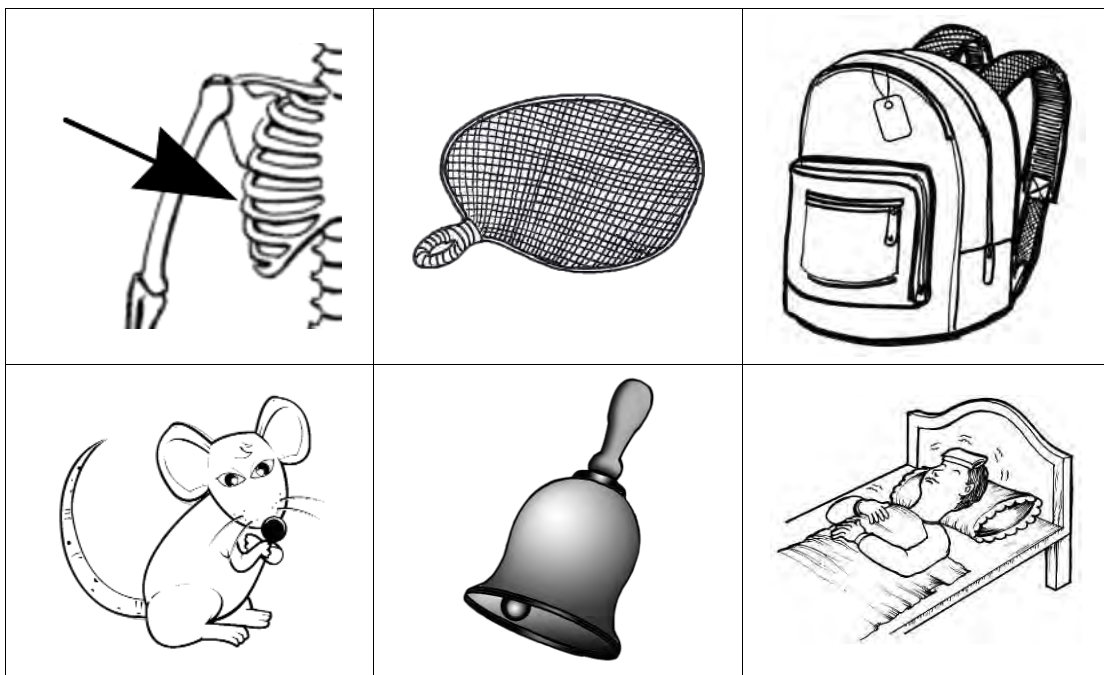
 p_n	 p_n	 p_n
 b_g	 b_g	 b_g
 t_g	 t_n	 t_n




### I Can Do It

Look at the pictures. Write the correct word for each picture. Choose your answer from the box. Do this in your notebook.

bag	rat	fin
bin	rib	fan
bell	rip	sick





## Lesson 25

### Let's Try

Listen to my story.

### Balikbayan Box

Last night, a big package was delivered to our house. It's a **balikbayan** box! It came from Kuya Caloy who works in Canada. It contained lots of things that Kuya Caloy sent us. Mother slowly opened the big box to find out what were inside. Each object inside the box had a tag with a name. Mother slowly looked at all the things inside and read the names one by one:

school bag: Peter  
belt: Tatay  
chocolates: Timmy

perfume: Nanay  
lotion: Tita Puring  
wallet: Ate Nena

Answer the questions about the short story.

1. What was delivered to the house?

2. From whom was the box?
3. Where did it come from?
4. Who opened the box?
5. What were inside the box?

Draw in your notebook the objects found in the **balikbayan** box. Label the objects with the name of the person who is getting the object.


### We Can Do It

Listen as I read the sentences in the dialogue bubble. Complete the sentences by writing mine or yours. Don't forget to look at the name of the person who is talking.

This perfume is \_\_\_\_\_.  
This belt is \_\_\_\_\_.



**Nanay**



**Tatay**

The chocolates are \_\_\_\_\_.  
This bag is \_\_\_\_\_.



**Peter**

The lotion is \_\_\_\_\_.  
This wallet is \_\_\_\_\_.

**Timmy**











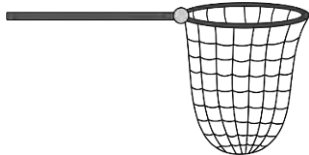
**Tita Puring**

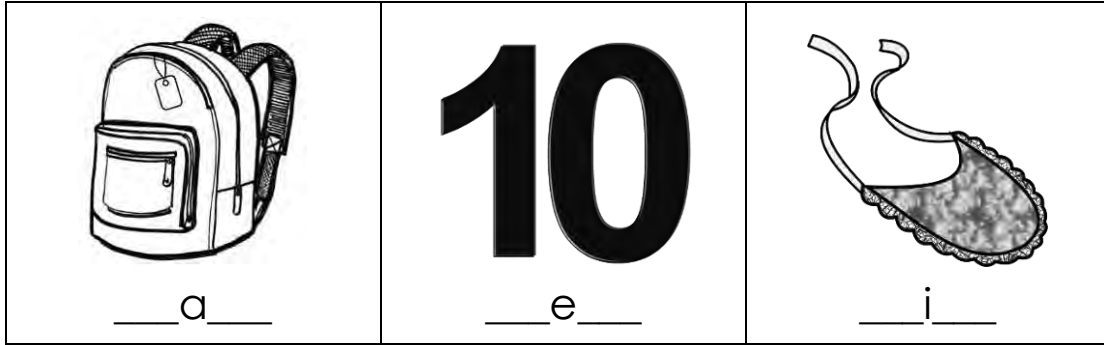


**Ate Nena**

**I Can Do It**


Look at the pictures. Provide the missing letters of each word. Write the words in your notebook.

 _ a _	 _ e _	 _ i _
 _ e _	 _ i _	 _ a _
 _ i _	 _ a _	 _ e _



### Let's Answer

Look at the pictures. Write the correct word in your notebook.



## Week 6: A New Baby

### Lesson 26

#### Let's Try

Do you have a younger brother or sister? What do you do together?

Say: "I am \_\_\_\_\_. I have a younger brother / sister.  
His / Her name is \_\_\_\_\_.  
I like \_\_\_\_\_ with him / her."

#### Get Set

Listen as I read the words. Match the word with the picture on the right.

hospital



watch over



fold





## Let's Recall

Do you remember how you felt when you saw your younger brother / sister for the first time?

## Let's Aim

In the story that I will read, find out:  
What Mateo and Andrea felt when they met the new baby.

Listen as I read the story.

### A New Baby



Mang Paolo and Aling Sarah just came home from the hospital today. They came home with the new baby. They already have two children, Mateo and Andrea, who are very excited to see the new member of the family.

“It's so small!” was the first thing Mateo said when he saw the baby for the first time.

“Were we that small when we were babies too, Mama?” Andrea asked while curiously checking out the small feet of the baby.

“Yes, **anak**,” Aling Sarah answered, “and in time, Baby Mika will grow up just like you, too.”

“But we need to help Mama take care of the baby,” Mang Paolo said. “She cannot do it alone.”

“I can watch over her while she's sleeping,” Mateo started, “Mama can do other things while I watch over Mika.”

“I can help fold the clothes of Baby Mika after Manang Nelda washes them,” said Andrea. “Mama said I am very good in folding clothes.”

“That's a very good start!” Aling Sarah happily said. “I know I will not have a hard time when I have little helpers like you.”

“They are more than just little helpers,” Mang Paolo said. “They are Big Brother Mateo and Big Sister Andrea.”

Listen to my questions and try to answer them.

1. Who came home from the hospital?
2. Who did they come home with?
3. Who saw the baby for the first time?
4. How did they feel when they saw the baby?
5. What did Mateo say?
6. Why do you think he said that?
7. What did Mang Paolo say about taking care of the baby?

8. Why do you think he said that?
9. How did Mateo want to help?
10. How did Andrea want to help?
11. Do you think they can do that?
12. Why is it important to help?
13. If you were the older brother or sister of Baby Mika, how would you help Mother take care of the baby? Draw your answer in your notebook.

## Lesson 27

### Let's Recall

In our story, do you remember how Mateo and Andrea wanted to help take care of Baby Mika?

### Let's Aim

### Predicting Outcomes

Listen as I read the sentences that happened in the story. Think of an answer to the question that I will ask after every sentence.

Mateo will help by watching over Baby Mika while she is sleeping.

1. What other things can his mother do while Mateo is doing this?
2. What do you think will his father feel when Mateo is doing this?
3. What made you give these answers?

Andrea will help by folding the clothes of Baby Mika.

1. How do you think will Baby Mika's clothes look like when Andrea folds them?
2. What made you give this answer?

### **Remember This**

Predicting outcomes is telling / guessing what will happen next in a story.

You can make a guess by:

1. Looking for clues in the story.
2. Understanding events in the pictures.

### **Let's Recall**

In our story, who are the new big brother and new big sister?

### **Let's Aim**

#### **The Pronouns His and Hers**

Listen as I read some sentences.

Kuya Mateo has toys.

The toy truck is his.

Ate Andrea has books.

The red book is hers.

1. In sentence 1, to whom do the toys belong?
2. In sentence 2, to whom does the toy truck belong? Is Kuya Mateo a boy or a girl? What word was used to show that the toy belongs to him?

3. In sentence 3, to whom do the books belong?
4. In sentence 4, to whom does the red book belong? Is Ate Andrea a boy or a girl? What word was used to show that the toy belongs to her?

### **Remember This**

The pronoun **his** is used to show that something belongs to a boy being talked about in the sentence.

Example: Uncle Tony has a new shirt.

The blue new shirt is **his**.

The pronoun **hers** is used to show that something belongs to a girl being talked about in the sentence.

Example: Mrs. Martinez has a new plant.

The sampaguita plant is **hers**.

### **We Can Do It**

Work with a partner. Lend your pencil to your partner as he / she does the same.

Group Sharing:

In front of the class, show your classmates the pencil and tell the group to whom the pencil belongs.

Example: I am \_\_\_\_\_. This pencil belongs to \_\_\_\_\_.

It is his / hers.

## Let's Aim

### Reading Phrases with Short e, a, and i

Listen as I read the phrases. Look at the picture beside the phrases.

dig a pit




rip a bib



sick Tim



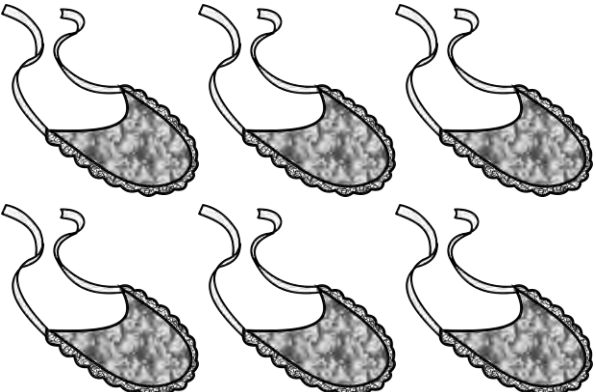
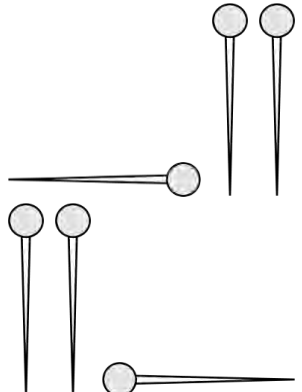



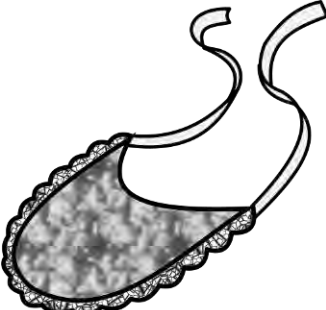
ten pins



On your own try to read out loud the phrases.  
Were you able to read all the phrases?

## We Can Do It

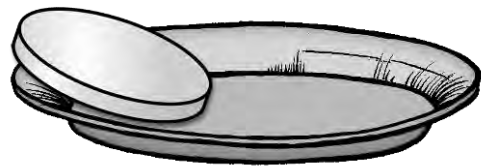
Read the phrases. Choose the correct picture for each phrase.

<p>six bibs</p> 	
	
	

wet lips



lid on a jar



## Lesson 28

### Let's Recall

When do we use the pronouns his and hers?

### We Can Do It

Class Sharing:

On a piece of paper, draw an object that your father owns and an object that your mother owns. Show it in class and construct a sentence about each object. Don't forget to use the pronouns his and hers.




Example: This comb belongs to my father. It is his.  
This apron belongs to my mother. It is hers.

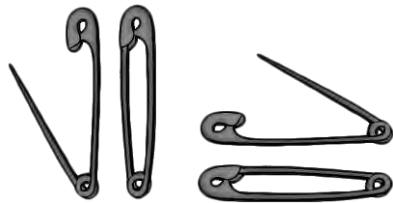
## We Can Do It

### Reading Phrases

Look at the pictures. Complete the phrases by writing the correct words in your notebook.



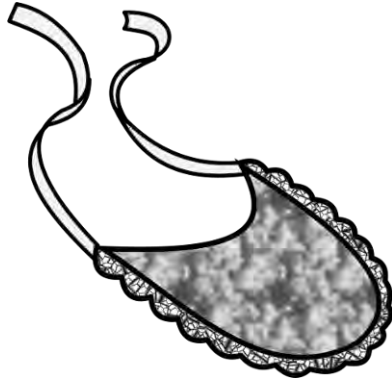
a big \_\_\_\_\_



six \_\_\_\_\_



a lid on a \_\_\_\_\_



a big \_\_\_\_\_

### I Can Do It

Read the phrases. Match the correct picture with each phrase.

set of six bibs



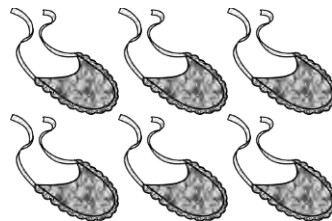
ten tin cans



lid on a bin



dig a pit



rip on a mat



## Lesson 29

### Let's Recall


When do we use the pronouns mine, yours, his, and hers?

What do these pronouns show?

### I Can Do It

#### Reading Stories

Look at the pictures and listen as I read the sentences. Complete the sentences by writing the correct pronoun (his, hers, mine, yours). Do this in your notebook.



1. Mother bought me a nice balloon. This balloon is \_\_\_\_\_.




2. Mang Hector caught a big fish. That fish is \_\_\_\_\_.



3. Kuya JR has a new favorite book. That new book is \_\_\_\_\_.



4. Inay has a big pan that she uses when she cooks. That pan is \_\_\_\_\_.



5. I have a gift for you on your birthday. This gift is \_\_\_\_\_.

## We Can Do It

### Reading Phrases

Read out loud the phrases. Answer the question I will ask about the phrase.


1. six wet bibs  
What is wet?

2. pig on the mat  
Where is the pig?
3. red lips  
What are red?
4. a red wig  
What is red?
5. a mad kid  
Who is mad?

### I Can Do It

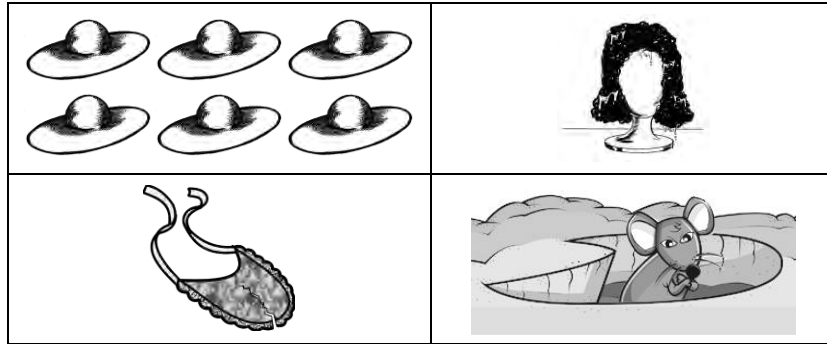
Look at the pictures. Write a phrase about each picture. Choose your answer from the box. Do this in your notebook.

tip of a pen	in the pit	sit on the bed
a big wig	bib of the kid	hit the bin



## Let's Answer

Look at each picture. Write a phrase about each picture. Do it in your notebook.



## Lesson 30

### We Can Do It

#### Predicting Outcomes

Listen as I read the sentences on the left. Draw a line to connect the idea on the left to the picture that will most likely happen.

The sky is dark.



Ryan eats a lot.



The pupils study their lesson well.



The children keep their toys in proper places.



## **I Can Do It**

Listen as I read the sentences. Write the letter that tells what will happen next.

1. Joel jumped out of bed and looked at the clock. "Oh! I'm late," he said. He dressed up as fast as he could. Then he took his cap and basketball and went out of the house.
  - a. Joel is late for the church.
  - b. Joel was going to watch a baseball game.
  - c. Joel was going to play basketball.
  
2. Dandy knew that they will have a quiz in Science the next day. But instead of reviewing, he watched TV until midnight.
  - a. Dandy forgot to turn off the TV.
  - b. Dandy failed the Science test.
  - c. Dandy invited his classmates to watch TV.
  
3. Isabel likes eating candy. She eats candies in the morning and at noon. Before going to sleep, she still eats candies.
  - a. Isabel has perfectly white teeth.
  - b. Isabel has a toothache.
  - c. Isabel is always hungry.

# I Can Do It

## Reading Phrases


Look at the pictures. Complete the phrases by giving the missing words on the blanks. Write the complete phrases in your notebook.



a \_\_\_\_\_ and a \_\_\_\_\_



a \_\_\_\_\_ and a \_\_\_\_\_






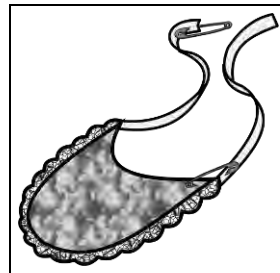
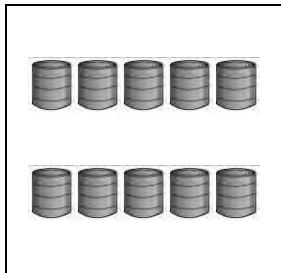
a \_\_\_\_\_ and a \_\_\_\_\_



## Let's Answer

Read the phrases. Look at the pictures and write the correct phrase for each. Do this in your notebook.

a rat and a cat	a sad kid	ten tin cans
dig a pit	bin with a lid	a bib with a pin



## Week 7: A Different Family

### Lesson 31

#### Let's Try

Draw and tell. What is something that makes your family special? Draw it on a piece of paper. Tell the class something about your drawing.

Say: "I am \_\_\_\_\_. My family is special because \_\_\_\_\_."


#### Get Set

Listen as I read the sentences. Choose the picture of the correct answer.

1. We keep our pictures in a photo album. Which of the following is a picture of a photo album?



2. Randy broke his leg in a terrible car accident. Which of the following is a picture of a car accident?



## Let's Recall

Do you know someone who has a different family form? For example, the mother is out of the country and the grandmother takes care of the children.

## Let's Aim

In the story that I will read, find out:  
How is Karlo's family different.

Listen as I read the story.

### A Different Family



Aling Judy came home early from work today. She was surprised to see her son, Karlo, on the floor surrounded by pictures from his photo album. Karlo seems to be looking for a picture, and he also seems so sad.

“What's the matter, Karlo?” Aling Judy asked.

“Ms. Cruz gave us an assignment. She told us to bring a family picture tomorrow.” answered Karlo.

"We have a lot of family pictures there," Aling Judy said. "All you have to do is choose."

"Don't we have a picture with Papa?" Karlo asked.

Aling Judy was a little surprised with Karlo's question. Karlo's Papa died in an car accident when Karlo was a baby.

"Karlo, we didn't get a chance to have our picture taken when your father was still alive," Aling Judy simply said.

"But Ms. Cruz told us to bring a picture of our whole family," Karlo answered .

"Our family is still a whole family, Karlo. We still have Ate Sam, Kuya Miguel, you, and me. We live together and we love each other. That's what a family is all about."

Karlo now understood. He chose a picture of his family taking a vacation in Bohol.

Listen to my questions and try to answer them.

1. Who came home early?
2. Who did she see?
3. What is Karlo doing?
4. Why does he need it?
5. Why do you think Aling Judy asked the question, "What's the matter?"
6. Why is Karlo sad?
7. What was he looking for?
8. Why don't they have a complete family picture?
9. What happened to Karlo's father?
10. How is Karlo's family different?

11. Do you still consider Karlo's family a whole family? Why?

12. What does your family look like?

Paste your family picture in your notebook.  
If you don't have a picture of your family,  
draw the members of your family.

## Lesson 32

### Let's Recall

In our story yesterday, do you remember what Ms. Cruz asked the class to bring?

### Let's Aim

### Following Directions

Listen as I read the sentence from the story,  
look at the picture.



Ms. Cruz: Bring a family picture tomorrow.

Did the boy in the picture follow Ms. Cruz?  
How can you tell?

Let's have a game and see if you can follow my directions.

Everybody get your English book.

Line up by height.

Sit on the floor.

Stand beside your chair.

Keep your book inside your bag.

### **Remember This**

In school, it is very important to follow directions.

### **Let's Recall**

In our story yesterday, who needs to bring a family picture?

### **Let's Aim**

### **The Pronouns Ours and Theirs**

Listen as I read some sentences.

1. This is a picture of my family and me in Bohol.
2. This is our picture.
3. These other pictures belong to my friends.
4. These pictures are theirs.

In sentence 1, to whom does the picture belong?

In sentence 2, to whom does the picture belong?

What word was used to show that the picture belongs to them?

In sentence 3, to whom does the other pictures belong?

In sentence 4, what word was used to show that the other pictures belong to friends?

### **Remember This**

The pronoun **ours** is used to show that something belongs to the speaker, when the speaker is more than one.

Example:

Father bought ice cream for my brothers and me. The chocolate ice cream is **ours**.

The pronoun **theirs** is used to show that something belongs to people, animals, and objects when they are more than one.

Example:

The pupils of grade 2 have new chairs inside the classroom. The chairs are **theirs**.

## We Can Do It

Look at the picture. Listen as I read the sentences.  
Complete the pictures by adding ours and theirs.

We are Yumi and Yana.  
These bags are \_\_\_\_.



These are our puppies.  
The milk bowls are \_\_\_\_.



The playground is for the children.  
The playground is \_\_\_\_.





Father gave us flowers.  
These flowers are \_\_\_\_.




## Let's Aim

### Reading Sentences with Short i

Let's read the sentences together. Try to answer the questions.



1. Tim's bib has a rip.  
What has a rip?  
What does the bib have?




2. The pig is on a hill.  
Where is the pig?  
What is on the hill?



3. The wig is big.  
What is big?  
Is the wig small?



4. Sam's lips are red.  
What are red?  
Whose lips are red?



5. The bin has a lid.  
What has a lid?  
What does the bin have?

On your own read out loud the story. Were you able to read all sentences? Were you able to answer all questions?

### We Can Do It

Read the sentences and choose the letter of the correct answer.



1. Sam is sick.

Who is sick?

- a. Sam      b. Pam      c. Sim



2. The bib has a pin.

What has a pin?

- a. lid      b. bib      c. pat



3. Len has six pens.

Who has six pens?

- a. Lina    b. Len    c. Ben



4. The cat is in the pit.

Where is the cat?

- a. pit    b. mat    c. pet



5. Jim has a pet rat.

Who has a pet rat?

- a. Jen    b. Sam    c. Jim



6. Min is a fat cat.

Who is a fat cat?

- a. fat    b. cat    c. Min

## Lesson 33

### Let's Recall

When do we use the pronouns ours and theirs?

### We Can Do It

Look at the pictures and listen as I read the sentences. Fill in the blanks with ours or theirs.



1. My sister and I wrote a nice story.  
That story is \_\_\_\_\_.



2. The children got mangoes from the tree.  
The mangoes are \_\_\_\_\_.



3. We got a new cage for our pet rats.  
The cage is \_\_\_\_\_.



4. My friends and I cooked pancakes for breakfast.  
The pancakes are \_\_\_\_\_.



5. Our neighbors have lots of plants.  
The plants are \_\_\_\_\_.

## We Can Do It


### Reading Sentences

Read the sentences. Answer the questions.  
Write the answer in your notebook.

1. The cat is on the hill.  
What is on the hill?  
Where is the cat?
2. The jar has a lid.  
What has a lid?  
What does the jar have?
3. The wig is on the bed.  
What is on the bed?  
Where is the wig?
4. Tom's bag is big,  
Who has a bag?  
What is big?
5. Pat digs a pit.  
Who digs a pit?  
What does Pat dig?

### I Can Do It

Look at the pictures. Read the sentences.  
Complete the sentences by writing the correct word  
in your notebook.




1. The \_\_\_\_\_ is big.



2. The \_\_\_\_ is on the bed.



3. The mat has a \_\_\_\_.



4. The \_\_\_\_ is wet.



5. A rat is in a \_\_\_\_.

## Lesson 34

### Let's Recall

When do we use the pronouns ours and theirs?  
How about his and hers?

### I Can Do It

Look at the pictures. Listen as I read the sentences.  
Complete the sentence by adding his, hers, ours,  
and theirs.



1. Dad made my sister a sandwich.  
That sandwich is \_\_\_\_\_.



2. Jack received a gift for  
his birthday.  
That gift is \_\_\_\_\_.



3. The twins are looking at the  
album.  
The album is \_\_\_\_\_.



4. The man has a hat.  
That old hat is \_\_\_\_\_.




5. My brother and I share  
an umbrella.  
This umbrella is \_\_\_\_\_.

## Let's Aim

### Reading Stories with a, e, and i

Let's read the short story together.

	<p><b>Tim</b></p> <p>Tim is a kid. He has a bib. Tim is on the bed.</p>
---	---

1. Who is a kid?
2. What does Tim have?
3. Where is Tim?

On your own try to read out loud the story.

Were you able to read all sentences? Were you able to answer all questions?


## We Can Do It

Read the story aloud. Choose the correct answer.


<p><b>The Big Pig</b></p> <p>Jig is a pig. He is a big pig. Jig fell in a pit.</p>
--





What is Jig?



What kind of pig is Jig?



Where is Jig?



## I Can Do It

Read the short story. Answer the questions that follow. Write your answers in your notebook.

### Jin's Pins

Jin has pins.  
He has six pins.  
The pins are in the bag.


1. Who has pins?  
\_\_\_\_\_ has pins.
2. How many pins does he have?  
He has \_\_\_\_\_ pins.
3. Where are the pins?  
The pins are in the \_\_\_\_\_.

## Lesson 35

### Let's Try

Listen to my story. Try to follow directions that I give while reading the story.

### A Visit to the Zoo



One Saturday, my family and I went to the zoo.

Joey and I were so excited for it was our first time to go and visit the zoo. We saw different kinds of birds, monkeys swinging on trees, and giraffes, the animal with the longest neck.

**Can you fly like a bird?**

**Everybody, act like a monkey.**

The zoo keeper was busy cleaning the cage of the elephant. After a while, we went in front of the cage of the lion. Father told us how ferocious and strong lions are. We listened to him attentively. It was such a wonderful day.

**Can you walk like an elephant?**

**Everybody, roar like a lion.**

We did not want to leave the zoo, but there were many more things that we had to do at home. Mother promised to take us again and see the beauty of the zoo.

1. Who went to the zoo?
2. What animals did they see?
3. How do you think the children feel while in the zoo?
4. What made you say that?

### **We Can Do It**

Read the story and answer the questions.

#### **Din's Bag**

Din has a bag.

The bag is in the car.

The bag has a tag and a pin.

1. Who has a bag?  
a. Jim                      b. Din                      c. Dan
2. Where is the bag?  
a. car                      b. cat                      c. can
3. What does the bag have?  
a. rag and tin                      c. pen and wig  
b. tag and pin

### Let's Answer

Look at the picture. Write three sentences about the picture. Write your sentences in your notebook.



## Week 8: Brothers for Life

### Lesson 36

#### Let's Try

Group Sharing:

Let's talk about your brothers and sisters. Do you like having brothers and sisters? Why?

Say: "I like having brothers and sisters because \_\_\_\_."

## Get Set

Listen as I read the sentences. Choose the picture of the correct answer.

1. I always see my classmates quarrel. They often shout at each other when they are quarrelling. Which of these pictures show children who quarrel?



2. The boys ride a boat while catching fish in the river.



## Let's Recall

Do you sometimes fight with your brother or sister?  
What do you fight about?

## Let's Aim

In the story that I will read, find out:  
Why the brothers fight with each other.

Listen as I read the story.

### Brothers for Life



In a village near the river lives a family with three sons, Miguel, Mateo, and Lucas. These brothers quarrel about everything! Whose turn it is to wash the dishes, whose turn it is to feed the dogs, whose turn it is to sit beside Mother, and many other things. Even if they always argue, Father always tells them that whenever they go out of the house, the three of them should always stay together.

One day, Mother asked the three brothers to look for **malunggay** leaves that she would need to cook dinner. The three brothers went out together to the river shore where there are a lot of **malunggay** trees. They were quarrelling as usual, who will be holding the leaves, who will be searching for the trees, who will be getting the leaves from the trees, and it goes on and on.

On the way home, after collecting the leaves, the youngest brother, Lucas, accidentally slipped from the river shore. He fell in the river, but quickly held on to the small branch attached to a tree.

“Lucas!” Miguel cried out, “hold on! Don't let go!”

Without even being told, Mateo held on to a bigger branch and stretched out his body. Miguel held on to Mateo's legs and stretched out his body so that Lucas can hold on to his legs. Quickly, but carefully, Lucas held on to Miguel's legs until he was able to climb out of the river. The two older brothers quickly climbed out of the river too.

Without saying a word to one another, they all looked at each other, and gave one another the tightest hug they ever shared!

Listen to my questions and try to answer them.

1. What do the brothers always do?
2. Why do you think they always quarrel?
3. What do they fight about?
4. Are you the same with your brothers and sisters?
5. What did their father tell them? Why do you think he said that?
6. What did Mother need for cooking?
7. Where did the brothers go to get it?
8. What happened to them by the river?

9. What lesson do you think did this teach the brothers?
10. How would you show that you learned this lesson?

## Lesson 37

### Let's Recall

In our story yesterday, who were always quarrelling?

### Let's Aim

### The Use of This and That

Look at the pictures. Listen as I read the sentences.

1. This is our father.  
He is Mang Oscar.



2. That is our house.  
I live there with my old  
father and my brothers.



In sentence 1, who is the lad referring to?  
How many is he pointing to? Who is the old man?  
What word did he use to show that the old man  
is near him?



In sentence 2, what is the lad referring to?  
How many is he pointing to? Where is the house?  
What word did he use to show that the house  
is far from him?

### Remember This

We use **this** when the speaker is near one person, animal, or object.

We use **that** when pointing to one person, animal, or object.

### We Can Do It

Choose a partner. Look around you. Tell your partner about the things you see using this and that.

### Let's Aim

### Reading Words

Look at the pictures and try to read the words.


sister



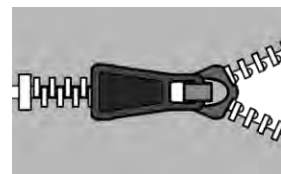
dinner



lizard



zipper






### We Can Do It

Read the words and match the words with the correct picture.




zipper



lizard



kitten



dinner



napkin

## Lesson 38

### Let's Recall

When do we use this and that?

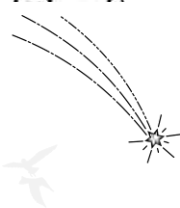
Can you give an example of sentences using this and that?

### We Can Do It

Look at the pictures. Listen as I read the sentences. Write this or that to complete the sentences. Do this in your notebook.



1. \_\_\_\_ hat is big for me.



2. Look! \_\_\_\_ is a falling star.



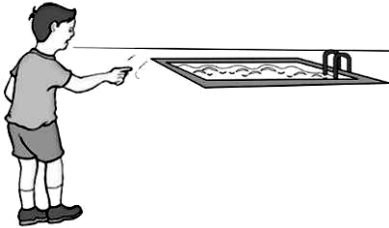
3. Is \_\_\_\_ sandwich delicious?



4. \_\_\_\_ is a heavy book bag.



5. \_\_\_\_ boy will jump into the water.



6. \_\_\_\_ is a deep swimming pool.



7. \_\_\_\_ is not my water bottle.



8. \_\_\_\_ is the notebook I want.

## We Can Do It

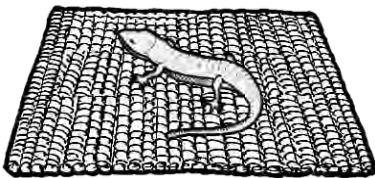
### Reading Sentences

Read the sentences. Answer the questions.  
Write the answers in your notebook.

1. Rita has a red napkin.  
Who has a napkin?  
What color is the napkin?
2. Martin is in the market.  
Who is in the market?  
Where is Martin?
3. Darlin sets for dinner.  
Who sets for dinner?  
What does Darlin set?
4. A big lizard fell.  
What fell?  
What kind of lizard is it?
5. Ester has a sister.  
Who has a sister?  
What does Ester have?

### I Can Do It

Look at the pictures. Read the sentences. Complete the sentences by writing the correct word on the blank. Do this in your notebook.



1. The \_\_\_\_ is on the mat.



2. Minda has a \_\_\_\_\_.



3. The bag has a \_\_\_\_\_.



4. Minnie is my \_\_\_\_\_.



5. The ham is in a \_\_\_\_\_.


## Lesson 39

### Let's Aim

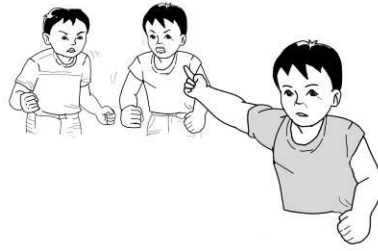
### The Use of These and Those

Look at the pictures. Listen as I read the sentences.

1. These are my barbecue sticks.  
I will use these to cook later.



2. Those are my brothers.  
We used to quarrel a lot.



In sentence 1, what is the girl referring to? How many is she pointing to? Where are the barbecue sticks? What word did she use to show that the barbecue sticks are near her?

In sentence 2, what is the lad referring to? How many is he pointing to? Where are his brothers? What word did he use to show that his brothers are near him?

### Remember This



We use **these** when the speaker is holding or near two or more persons, animals, or objects.

We use **those** when the speaker is pointing to two or more persons, animals, or objects.



## **We Can Do It**

Choose a partner. Go to the school ground or garden or look outside. Talk about the things you see using these and those.

## **Let's Aim**

## **Reading Stories**

Let's read the short story together.

### **Kim's Kittens**

Kim has kittens.  
She has six kittens.  
The kittens are on her bed.

1. Who has kittens?
2. How many kittens does she have?
3. Where are the kittens?

On your own try to read out loud the story.  
Were you able to read all sentences? Were you able to answer all questions?

## **We Can Do It**

Read the story aloud. Check the correct answer.

### **Betty Helps**

Betty helps Dad.  
She helps set for dinner.  
Dad is happy.



1. Who does Betty help?



2. How does Betty help?



3. How does Dad feel?



### **I Can Do It**

Read the short story. Answer the questions that follow. Write your answers in your notebook.

#### **Lina's Bag**

Lina has a bag.  
She has a big red bag.  
Lina's bag has a zipper.

1. Who has a bag?  
\_\_\_\_\_ has a bag.
2. What color is her bag?  
She has a \_\_\_\_\_ bag.
3. What does Lina's bag have?  
Lina's bag has a \_\_\_\_\_.

## Lesson 40

### Let's Try

Listen as I recite the chant. Try to recite with me.

#### Near or Far

by Elisa O. Cerveza

Near or far  
Far or near  
Here and there  
There and here  
One or two  
Three or more  
Want to know  
What's here  
And there  
This or that  
These or those  
Please let me know.

## We Can Do It


Look at the pictures. Listen as I read the sentences.  
Write these or those to complete the sentences.




1. Are \_\_\_\_ toys yours?



2. \_\_\_\_ toys are from my grandfather.



3. Are \_\_\_\_ dolls on top of the shelf yours?



4. Oh, \_\_\_\_ are my sister's dolls.  
She got them on her birthday.



5. \_\_\_\_\_ are small cars.



6. Oh, \_\_\_\_\_ are my father's toy car collection.



7. \_\_\_\_\_ are new dolls.



8. \_\_\_\_\_ are my father's favorite.

## I Can Do It

### Reading Stories

Read the short story. Answer the questions that follow.

#### Liz the Lizard

Liz is a lizard.  
She is a big lizard.  
Liz fell in a pit.

1. What is Liz?
2. What kind of lizard is she?
3. Where did Liz fall?

Draw Liz in your notebook.

### Let's Answer

Look at the picture. Write 3 sentences about the picture. Write your sentences in your notebook.

