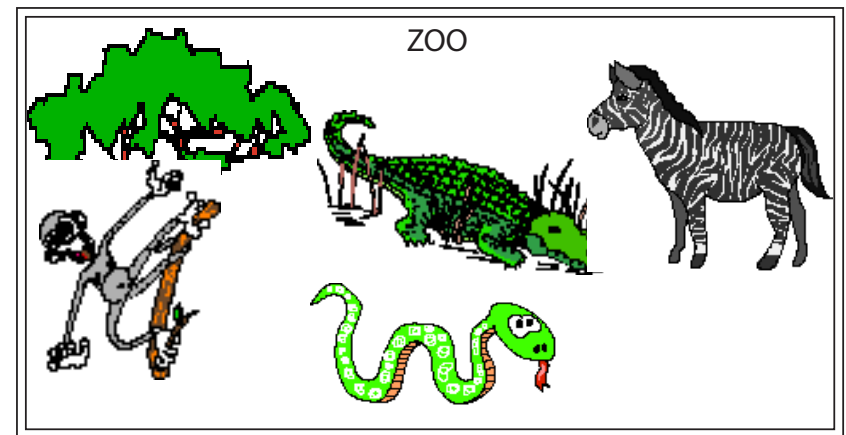


# ON A FIELD TRIP

(Teacher's Guide)



Produced  
by the Philippines-Australia Hastening the Impact of PROBE (HIP)  
under the AusAID Vulnerable Groups Facility (VGF)



A resource produced through the support of AusAID  
on behalf of the Australian Government



PHILIPPINES-AUSTRALIA HASTENING THE IMPACT OF PROBE (PA-HIP)  
REGIONAL LEARNING MATERIALS CENTER (RLMC) VII



Published by the  
PHILIPPINES - AUSTRALIA PROJECT IN BASIC EDUCATION (PA-PROBE)  
REGIONAL LEARNING MATERIALS CENTER (RLMC VII)



Department of Education  
Region VII, Central Visayas  
Cebu City  
Copyright 2003  
Revised Edition 2010

#### COPYRIGHT NOTICE


Section 9 of Presidential Decree No. 49 provides:

"No copyright shall subsist in any work of the Government of the Philippines. However, prior approval of the government agency or office wherein the work is created shall be necessary for exploitation of such work for profit."

This material was developed within the Project in Basic Education (PROBE) implemented by the Educational Development Projects Implementing Task Force (EDPITAF) of the Department of Education (DepEd) in collaboration with the Bureau of Elementary Education, Bureau of Secondary Education and the Commission on Higher Education. Prior approval must be given by the PROBE Management Unit lodged at EDPITAF and the source must be clearly acknowledged.

**Dyndell P. Jomuad**  
Writer/Editor, Elementary English  
RLMC VII  
Writer

This edition has been revised for online distribution through the Learning Resource Management Development System (LRMDS) Portal by Region VII-Bohol under Project STRIVE for BESRA, a project supported by AusAID.



---

---

## References



Menguito, Perla and Silvestre Virginia. Science for Daily Use.  
Textbook for Grade I

Villamin, Araceli et al. English I Language and Reading  
Textbook for Grade I, Public School Edition, First Edition 1996

---

---

# ON A FIELD TRIP



---

---

## Answer Key

### Activity 1

Animals with their distinctive sounds

Example:

1. snake - hisssssssh
2. monkey - eeek eek eee
3. goat - meeeh meeh
4. pig - oink oink oink
5. crocodile - oooh , etc.

### Activity 2


1. snake
2. zebra
3. monkey
4. snail
5. sunny

### Activity 3

s sound	z sound
snail	zebra
snake	zipper
swing	zoo

### Activity 4

1. food
2. shelter
3. water



---

---

## Procedure

1. Tell the story using the Big Book.
2. Have a comprehension check up about the story. Encourage pupils to recall the story by asking them to enumerate things or animals found in the zoo.
3. Have a role play about the story. Let the pupils retell the story in their own words.
4. Let the pupils do Activity 1, then ask them to give the different sounds of animals.
5. Let the pupils do Activity 2, then let the pupils show their answer for the respective work done.
6. Let pupils do Activity 3, then the teacher will evaluate how many got the correct sounds.
7. Let the pupils do Activity 4, then volunteers will be asked to explain their work in class.

## Teaching Hint

Tell the story with the appropriate facial and gestural expressions with the moderate voice projections.

## Evaluation

Learning outcomes will be measured by:

- observation of maximum pupils' participation in doing Activities 1-4
- completion of the pupils' task in making the sketch
- answering of the activities correctly by the pupils.

## Resource List

Teacher's Guide  
Big Book - On A Field Trip  
Lesson Plan using the Content-Based Approach  
Activity Sheets 1-4

---

---

## CONTENTS

Description	1
Target Audience	1
Learning Competencies	1
Duration	1
Objectives	1
Procedure	2
Teaching Hint	2
Evaluation	2
Resource List	2
Answer Key	3



---

---

## Description

On A Field Trip is a lesson pack that encourages Grade I pupils to participate actively in their learning of language specifically in Reading. This material could motivate pupils' love for reading because aside from the fact that it has picture association in it, it has also anchored on the Content-Based Approach and the Concentrated Language Encounter Teaching. Moreover, the competencies of the material are based on the 2002 Basic Education Curriculum (BEC).

## Target Audience

Grade I Pupils

## Learning Competencies / Subject Matter

Listening	:	Initial and final consonant sounds
Speaking	:	Use words with the critical sounds listened to in initial and final utterances
Reading :	:	Associate names of objects / pictures with their printed symbols e.g. words with initial consonants

## Duration

Three 80 - minute periods

## Objectives

At the end of the lesson , the pupils will be able to:

- . retell the story by following the pictures in the big book
- . fill up the missing letters of the words in a picture associated
- . reread the words with s and z consonant sounds.



## Description

On A Field Trip is a lesson pack that encourages pupils in Grade I pupils to participate actively in their learning of language specifically in Reading. This material could motivate pupils' love for reading because aside from the fact that it has picture association in it, it has also anchored on the content based approach and the Concentrated Language Encounter Teaching. Moreover, the competencies of the material are based on the 2002 Basic Education Curriculum (BEC).

## Target Audience

Grade I Pupils

## Learning Competencies / Subject Matter

Listening	:	Initial and final consonant sounds
Speaking	:	Use words with the critical sounds listened to in initial and final utterances
Reading:	:	Associate names of objects / pictures with their printed symbols e.g. words with initial consonants

## Duration

Three 80 - minute periods

## Objectives

At the end of the lesson, the pupils will be able to:

- . retell the story by following the pictures in the big book
- . fill up the missing letters of the words in a picture associated
- . reread the words with s and z consonant sounds.

## Procedure

1. Tell the story using the Big Book.
2. Have a comprehension check up about the story. Encourage pupils to recall the story by asking them to enumerate things or animals found in the zoo.

3. Have a role play about the story . Let the pupils retell the story in their own words.
4. Let the pupils do Activity 1, then ask them to give the different sounds of animals.
5. Let the pupils do Activity2, then let the pupils show their answer for the respective work done
6. Let pupils do Activity 3, then the teacher will evaluate how many got the correct sounds.
7. Let the pupils do Activity 4, then volunteers will be asked to explain their work in class.

### Teaching Hint

Tell the story with the appropriate facial and gestural expressions with the moderate voice projections.

### Evaluation

Learning outcomes will be measured by:

- . observation of maximum pupils' participation in doing Activities 1-4
- . completion of the pupils' task in making the sketch
- . answering of the activities correctly by the pupils.

### Resource List

Teacher's Guide  
Big Book - On A Field Trip  
Lesson plan using the content based approach  
Activity Sheets 1-4



A Lesson Plan In English  
Grade I

Objectives

- . Retell the story in their own words
- . Fill up the missing letters of the word in a picture associated
- . Reread the words with s and z consonant sounds

Subject Matter

On A Field Trip

Materials : Big Book , ( 2 pcs. Grade I writing pad, 1 bond paper for each pupil )

Learning Activities

- A. Storytelling by the teacher with the pupils using the Big Book
- B . Reviewing the story
  - The pupils recall the story by asking questions about the story.
  - Have a role play about the story.
  - The pupils retell the story in their own words.
- C. Let the pupils do Activity 1-refer to activity sheet
- D. Let the pupils do Activity 2- refer to activity sheet
- E. Let the pupils do Activity 3- refer to activity sheet
- F. Let the pupils do Activity 4- refer to activity sheet

Evaluation

Processing of the activities will be done every after activity is made.

Assignment

After that trip to the zoo, think of another beautiful place to visit by the class.  
Then, draw a sketch of a place you have in mind which you think is best to visit to.

References:

1. English I Language and Reading  
Textbook for Grade I  
Public School Edition , First Edition 1996), Dr. Araceli M.Villamin , Daisy Asuncion S.  
Ochoa- Santos , et. al.

2. Science for Daily Use  
Textbook for Grade I  
Perla Menguito and Virginia E. Silvestre


## Activity 1

Aside from the animals mentioned in the big book , name other animals that you know. Then, give the different sounds that each animal produce.

Activity 2

Complete the names of animals and things found in the story, On A Field Trip.

1.




s\_a k \_

2.



\_ e b \_ a

3.




m \_ n \_ e y

4.



. \_ n \_ i l

5.



\_ u \_ n y

### Activity 3

Enumerate the animals and things found in the story with the initial sound of s or z.  
Put an arrow to the initial sound it belongs.

1. snail

2. snake

S sound

3. zebra

4. monkeys

5. zipper

Z sound


6. zoo

7. swing

8. shoes

Activity 5

Needs of Animals in order to Live



## Answer Key

### Activity 1

Animals with its sound

Example:

1. snake- hisssssssh
2. monkey-eeek eek eee
3. goat- meeeh meeh
- 4 pig- oink oink oink
5. crocodile-oooh , etc.

### Activity 2

1. snake
2. zebra
3. monkeys
4. snail
5. sunny

### Activity 3

s sound  
.snail  
.snake  
.monkeys  
.swing  
.shoes

z sound  
.zebra  
.zipper  
.zoo  
.shoes

### Activity 4

1. food
2. house / shelter
3. water

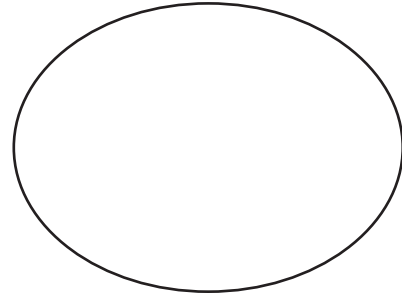
### Assignment:

Free sketch / drawing of places to go to:

1. schools
2. establishments ( ex. coke company, textile company , etc. )
3. temples, etc.

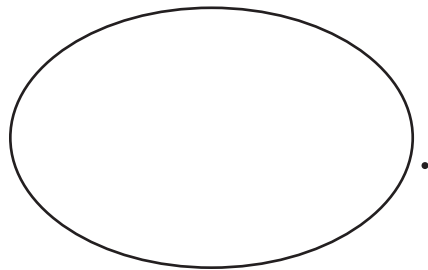
## On A Field Trip

It was a sunny Saturday morning

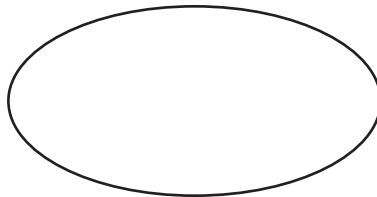


when the Grade I Red went on a field trip. Most

of them wore their rubber shoes

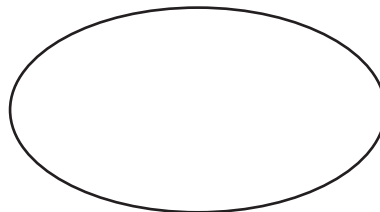


They went to the zoo



.They passed

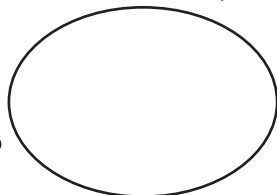
by beautiful sceneries



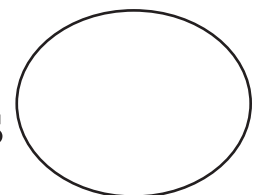
.When

the children entered the zoo, they saw several ani-

mals like the zebra,



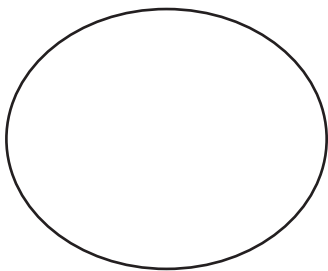
and snakes





monkeys and many more. At the middle of the

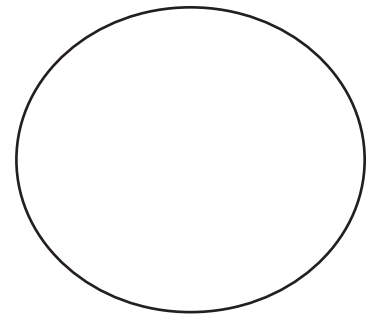
zoo, there was a crocodile pond with the snails



crawling beside the fence. Suddenly

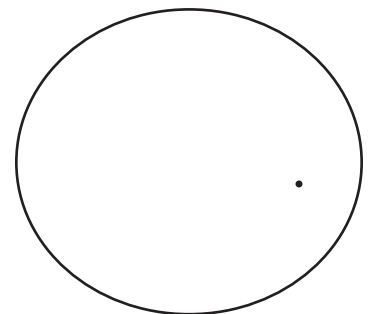
the mother crocodile jumped. One of the kids has

his pants off his waist. The zipper

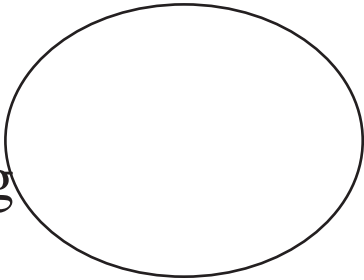


was loosen as he ran speedily out of fear that he

might be caught by the crocodile



The pupils enjoyed a lot. Some of them played

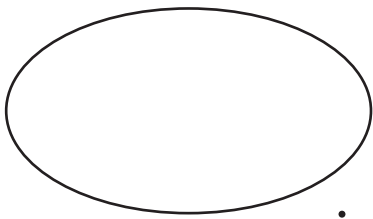
in the swing , while some pupils had

a nice time watching the dog show 

Before they went on to another venue, they

took their lunch at the zoo canteen 

The children shared their food with one another

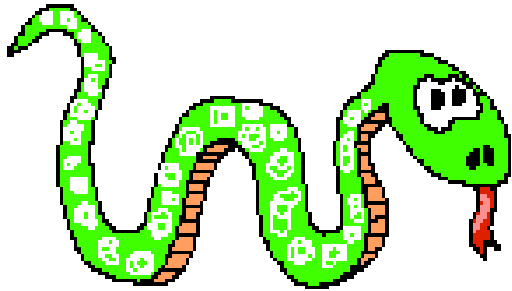


Activity 1


Aside from the animals mentioned in the big book, name other animals that you know. Then, give the different sounds that each animal produces.

Activity 2


Complete the names of animals and things found in the story, On A Field Trip.




1. s\_\_ak\_\_




2. \_\_eb\_\_a



3. m\_\_n\_\_ey



4. \_\_n\_\_il



5. \_\_u\_\_ny

Activity 3

The following are animals and things found in the story with the initial sound of s or z. Connect an arrow to the initial sound it belongs to.


1. snail
2. snake
3. zebra
4. zipper
5. zoo
6. swing

s sound

z sound

Activity 4

Needs of Animals in order to live



1. f \_ \_ \_

2. s \_ \_ \_ \_

3. w \_ \_ \_

## A Lesson Plan In English Grade I

### Objectives

- Retell the story in their own words.
- Fill up the missing letters of the word in a picture associated.
- Reread the words with s and z consonant sounds.

### Subject Matter

On A Field Trip

Materials : Big Book , ( 2 pcs. Grade I writing pad, 1 bond paper for each pupil )

### Learning Activities

- A. Storytelling by the teacher with the pupils using the Big Book
- B. Reviewing the story
  - The pupils recall the story by asking questions about the story.
  - Have a role play about the story.
  - The pupils retell the story in their own words.
- C. Let the pupils do Activity 1 - refer to activity sheet.
- D. Let the pupils do Activity 2 - refer to activity sheet.
- E. Let the pupils do Activity 3 - refer to activity sheet.
- F. Let the pupils do Activity 4 - refer to activity sheet.

### Evaluation

Processing of the activities will be done every after an activity is made.

### Assignment

After the trip to the zoo, think of another beautiful place to be visited by the class. Then, bring a picture of a place you have in mind which you think is worth visiting for.