


TELLING TIME



12-A SKILL : Tells time to the hour/half hour

MATHEMATICS



undp - Assisted Project
UNITED NATIONS DEVELOPMENT PROGRAMME
BUREAU OF ELEMENTARY EDUCATION
Department of Education, Culture and Sports
Pasig City, Metro Manila
1997



INTRODUCTION

This Multi-Level Materials (**MLMs**) for Mathematics developed by the Bureau of Elementary Education through the assistance of the United Nations Development Programme (**UNDP**) under Project PHI/93/011 titled Support Programme for the Universalization of Quality Primary Education (**UQPE**) Through Strengthening of Multigrade Program in Philippine Education. These materials have been purposely prepared to supplement and complement learnings made through the basic texts. Each module constitutes the total learning process and may therefore be used not only to reinforce or enrich learning but also to develop a new lesson.

These multi-level materials are recommended for use in elementary schools in the country.

The Mathematics Writing Committee:

Buenaventurada A. Lozada - Chairman
Virginia T. Fernandez
Federico L. Reyno
Zosima C. Ventura
Cresenciana T. Bunagan
Rosalinda T. Serrano

Consultants :

Dr. Isabel V. Castro
Dr. Marcelina M. Miguel

Project Coordinators :

Ms. Corazon L. Galang
Ms. Merlita A. Nolido

Dr. Teresita G. Inciong
Director III
Bureau of Elementary Education

Dr. Lidinila M. Luis-Santos
Director IV
Bureau of Elementary Education



Let's Review

A. Fill in the blank with the number needed in the series.

1) 2 _____ 6 _____ 10 _____

2) 3, 9 _____ 15 _____ _____ 24 _____ 30

3) 4 _____ 12, 16 _____, 24 _____ 32 _____

4) 5 _____, 15, 20 _____, 30 _____ 40 _____ 50

5) 10 _____ 30 _____ 50 _____ 70

B. Give the missing number.

1) 5, _____, 15, 20, _____, 30


2) _____, 40, _____, 50

3) 55, _____, _____, 70, _____

4) 80, _____, _____, 95, _____



Let's Study





This is a clock. A clock helps us tell time.

A clock has 2 hands. A long hand and a short hand. The short hand is the hour hand. The long hand is the minute hand. The face of the clock has numbers 1 to 12.

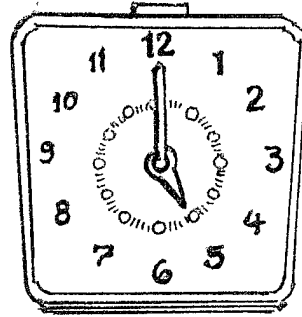
There are 5 minutes in between two numbers on the clock face.

60 minutes = 1 hour



Look at the clock.
Look at the short hand.
It points to 10.
Look at the long hand.
It points to 12.
The time is 10:00 .
It is read as 10:00 o'clock.



Look at this other clock.
The short hand points to 5.
The long hand points to 12.
The time is 5.
It is read as 5:00 o'clock



Look at this clock.
What time is it?



Remember :

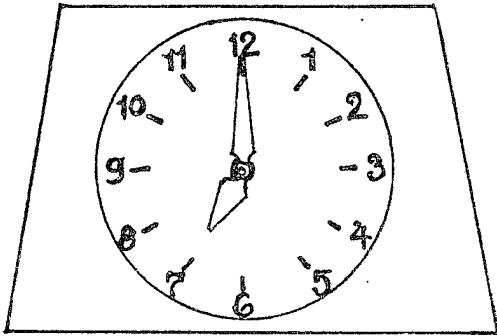
To tell time to the hour.

When the long hand points exactly at 12 and the short hand points to a particular number, the time is exactly the number pointed by the short hand, read the hour hand.

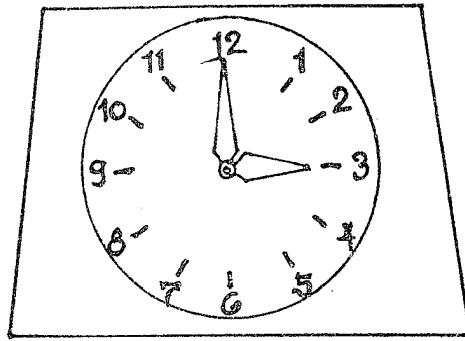


Let's Practice


What time is it?




1) _____ o'clock




2) _____ o'clock




3) _____ o'clock




4) _____ o'clock



_____ o'clock






_____ o'clock



Test Yourself




A. Match the time Draw a line from the clock to the correct time.



2:00

3:00

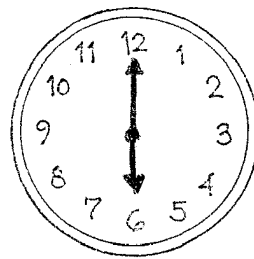


4:00



9:00

3:00

12:00



3:00

6:00

12:00

