



TELLING TIME



SKILL : Tells time by half an hour

MATHEMATICS



undp - Assisted Project
UNITED NATIONS DEVELOPMENT PROGRAMME

BUREAU OF ELEMENTARY EDUCATION

Department of Education, Culture and Sports

Pasig City, Metro Manila

1997



INTRODUCTION

This Multi-Level Materials (**MLMs**) for Mathematics developed by the Bureau of Elementary Education through the assistance of the United Nations Development Programme (**UNDP**) under Project PHI/93/011 titled Support Programme for the Universalization of Quality Primary Education (**UQPE**) Through Strengthening of Multigrade Program in Philippine Education. These materials have been purposely prepared to supplement and complement learnings made through the basic texts. Each module constitutes the total learning process and may therefore be used not only to reinforce or enrich learning but also to develop a new lesson.

These multi-level materials are recommended for use in elementary schools in the country.

The Mathematics Writing Committee:

Buenaventurada A. Lozada	-	Chairman
Virginia T. Fernandez		
Federico L. Reyno		
Zosima C. Ventura		
Cresenciana T. Bunagan		
Rosalinda T. Serrano		

Consultants :

Dr. Isabel V. Castro
Dr. Marcelina M. Miguel

Project Coordinators :

Ms. Corazon L. Galang
Ms. Merlita A. Nolido

Dr. Teresita G. Inciong
Director III
Bureau of Elementary Education


Dr. Lidinila M. Luis-Santos
Director IV
Bureau of Elementary Education




Let's Review

A. Tell the time.


7 o'clock



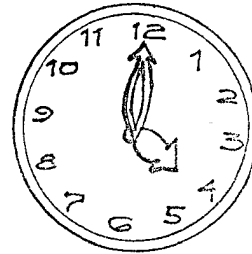
Give the time.



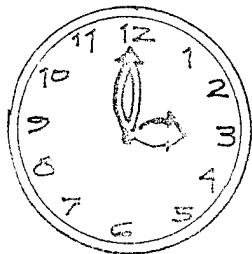
___ o'clock



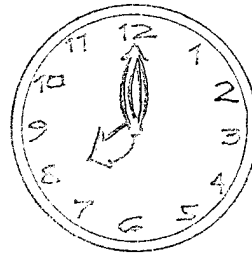
___ o'clock



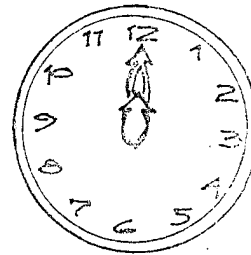
___ o'clock



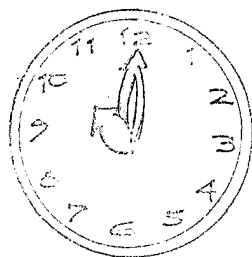
___ o'clock




___ o'clock




___ o'clock



___ o'clock



___ o'clock

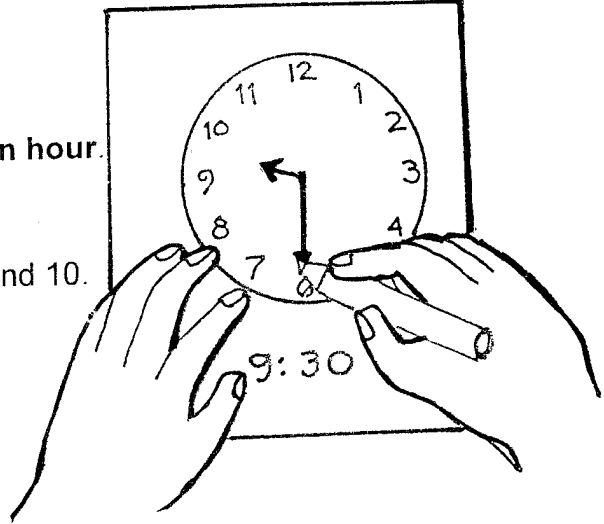


___ o'clock

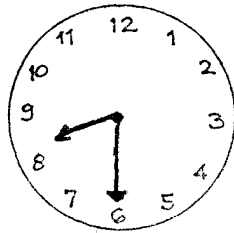


Let's Study

Learn how to tell time to the **half an hour**.
Look at this clock.
Look at the short hand.
It points halfway between hour 9 and 10.
Look at the long hand.
It points to 6.
The time is half an hour past 9.
It is 9:30.
It is read as nine thirty.

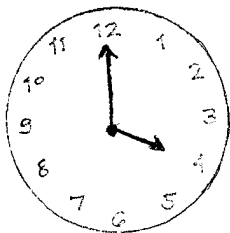


Let's try again:



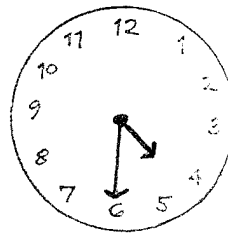
8:30

Give the time .

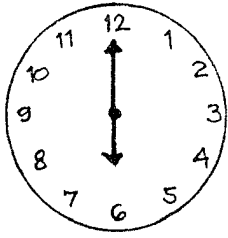


4:00

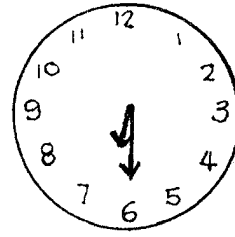
half an hour
later



4:30

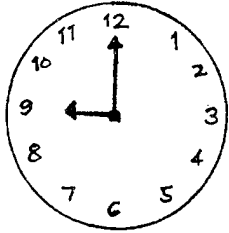


half an hour
later




—

—

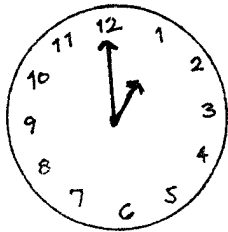


half an hour
later

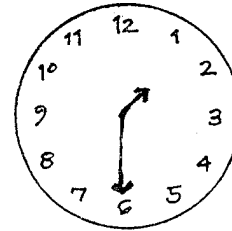


—

—

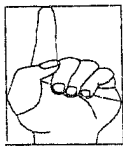


half an hour
later



—

—



Remember :


Half an hour is equal to 30 minutes.
It is when the long hand points to 6.



Let's Practice


A. What time is it?


Example:





11:30


Give the time .


















Test Yourself

A. What time is it?

Example:



2:30

