

TELLING TIME



SKILL : Tells time to the nearest fifteen minutes

MATHEMATICS



undp - Assisted Project
UNITED NATIONS DEVELOPMENT PROGRAMME
BUREAU OF ELEMENTARY EDUCATION
Department of Education, Culture and Sports
Pasig City, Metro Manila
1997



INTRODUCTION

This Multi-Level Materials (**MLMs**) for Mathematics developed by the Bureau of Elementary Education through the assistance of the United Nations Development Programme (**UNDP**) under Project PHI/93/011 titled Support Programme for the Universalization of Quality Primary Education (**UQPE**) Through Strengthening of Multigrade Program in Philippine Education. These materials have been purposely prepared to supplement and complement learnings made through the basic texts. Each module constitutes the total learning process and may therefore be used not only to reinforce or enrich learning but also to develop a new lesson.

These multi-level materials are recommended for use in elementary schools in the country.

The Mathematics Writing Committee:

Buenaventurada A. Lozada - Chairman
Virginia T. Fernandez
Federico L. Reyno
Zosima C. Ventura
Cresenciana T. Bunagan
Rosalinda T. Serrano

Consultants :

Dr. Isabel V. Castro
Dr. Marcelina M. Miguel

Project Coordinators :

Ms. Corazon L. Galang
Ms. Merlita A. Nolido


Dr. Teresita G. Inciong
Director III
Bureau of Elementary Education

Dr. Lidinila M. Luis-Santos
Director IV
Bureau of Elementary Education




Let's Review


A. Write the correct time.



1) _____

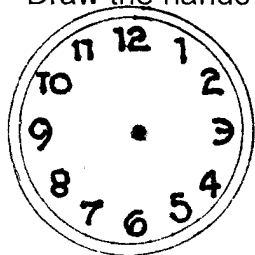


2) _____




3) _____


B. Draw the hands of the clock to show the following time.




1. 4:45




2. 6:30



3. 6:45




4. 9:00




5. 10:30




Let's Study




Look at this clock.
Look at its hour hand.
It points to hour 2.
Look at the minute hand.
It points to 4.
Count the short lines between
hour 12 to 4.
The time is 2 : 20.
It is read as two twenty or twenty
minutes past two.



Look at this clock.
The hour hand points to 6.
The minute hand points to 5.
The time is 6 : 05.
It is read as **six five** or
5 minutes past six.




How many minutes are there
 between 12 and 1?
 12 and 2? 12 and 3? 12 and 6?
 12 and 9? 12 and 11?




Between 12 and 1 is five minutes.
 Between 12 and 2 is 10 minutes.
 Between 12 and 3 is 15 minutes.
 Between 12 and 6 is 30 minutes.
 Between 12 and 9 is 45 minutes
 and from 12 to 12 is 60 minutes.

Let's try.


Look at this clock.
 Where is the hour hand?
 Where is the minute hand?
 It is 3:25.
 It is read as three twenty five.




Study the clocks below.
 Look at the hour hand.
 Then the minute hand.
 What time is it?




It's _____.



It's _____.



It's _____.




Remember :

In telling time to the minute read first the number pointed to by the hour hand, then the number of minutes pointed to by the minute hand.




Let's Practice


A. What's the time?




1) _____




2) _____




3) _____



4) _____

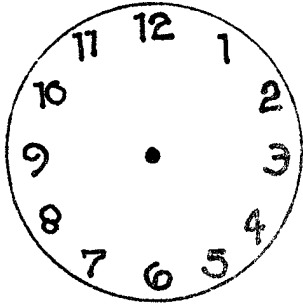


5) _____

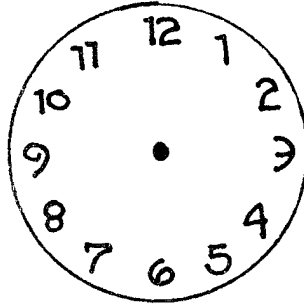


6) _____


B. Draw and show the times.



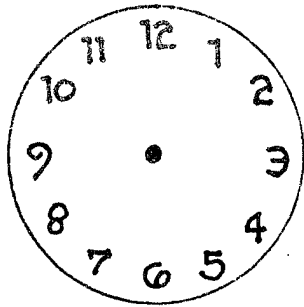
1) 5:15



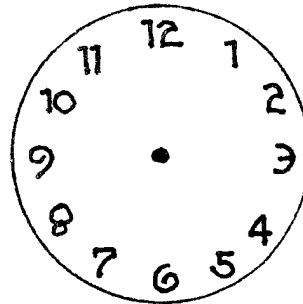
2) 7:43



3) 3:17



4) 7:40





5) 10:10





Test Yourself

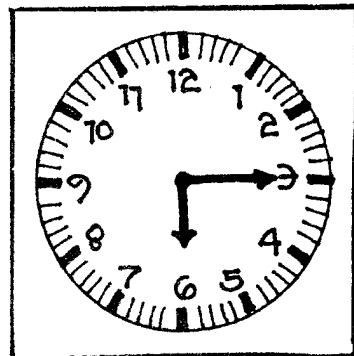
What time is it? Write the correct time.











Extra Practice:

Clock-Line

Make a clock-line. Draw or cut out and paste on pictures to show what you do at these times.

