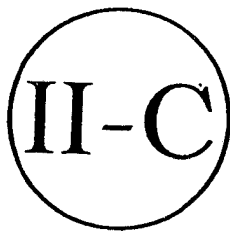


ADDITION OF WHOLE NUMBERS (WITHOUT REGROUPING)



Objective: Adds 2 - 3 digit numbers with 2 or more addends without regrouping

Bureau of Elementary Education
Department of Education, Culture and Sports
Manila, Philippines

This module is part of a series of a multi-level modules for English, Filipino and Mathematics developed by the Curriculum Development Division of the Bureau of Elementary Education under the Program for Decentralized Educational Development (PRODED). These materials have been purposely prepared to supplement and complement learnings made through the basic texts issued by the Instructional Materials Corporation (IMC). Each module constitutes the total learning process and may therefore be used not only to reinforce or enrich learning but also to develop a new lesson.

These multi-level materials are recommended for use in elementary schools in the country.

The Mathematics Writing Committee

Erlinda M. Valientes - Chairman
Felisa J. Ordoñez
Rosine C. Rivera
Carol A. Cruz
Virginia T. Fernandez
Ana F. Redublo
Federico L. Reyno
Zosima C. Ventura
Cresenciana T. Bunagan

Illustrators

Leo A. Cultura
Jessica C. Pascua
Roehl A. Guittap
Glenn R. Arriola
Felipe D. Vale

Dr. Lidinila M. Luis-Santos
Assistant Project Director

Edith B. Carpio
Assistant Director
PRODED National Program Manager

Consultants

Dr. Carolina V. Perez
Dr. Norma M. Abracia
Dr. Josefina C. Fonacier

Project Coordinators

Alvenia P. Palu-ay
Chona D. Castaño

Support Staff

Remedios G. Pardo
Eufrosina R. Lontoc
Carmen B. Ochang
Nelia S. Javier
Marilyou P. Lucas
Florante L. Manganti
Roberto S. Silfavan
Victorio Calilong
Rolando Liwanag

Dr. Marcelina M. Miguel
Project Director

Dr. Juanita S. Guerrero
Director
Bureau of Elementary Education



A. Find the sums.

$$\begin{array}{r} 1) \quad + 9 \\ \quad \quad 8 \\ \hline \end{array}$$

$$\begin{array}{r} 2) \quad + 7 \\ \quad \quad 9 \\ \hline \end{array}$$

$$\begin{array}{r} 3) \quad + 6 \\ \quad \quad 9 \\ \hline \end{array}$$

$$\begin{array}{r} 4) \quad + 9 \\ \quad \quad 9 \\ \hline \end{array}$$

$$\begin{array}{r} 5) \quad + 8 \\ \quad \quad 7 \\ \hline \end{array}$$

$$\begin{array}{r} 6) \quad + 6 \\ \quad \quad 5 \\ \hline \end{array}$$

$$\begin{array}{r} 7) \quad + 6 \\ \quad \quad 5 \\ \hline \end{array}$$

$$\begin{array}{r} 8) \quad + 9 \\ \quad \quad 4 \\ \hline \end{array}$$

$$\begin{array}{r} 9) \quad + 9 \\ \quad \quad 6 \\ \hline \end{array}$$

$$\begin{array}{r} 10) \quad + 8 \\ \quad \quad 5 \\ \hline \end{array}$$

$$\begin{array}{r} 11) \quad + 5 \\ \quad \quad 7 \\ \hline \end{array}$$

$$\begin{array}{r} 12) \quad + 9 \\ \quad \quad 5 \\ \hline \end{array}$$

B. Write the numbers in the place value chart.

Example 86

1) 104

2) 97


3) 243

4) 381

5) 68

6) 457

Hundreds	Tens	Ones
	8	6



Let us read the problem below.



Mr. Reyes delivered 243 sacks of rice to Aling Juana, 132 sacks Aling Lita and 312 to Aling Sepa. How many sacks of rice did he deliver in all?

The addition sentence for this problem is -

$$243 + 132 + 312 = n$$

Let us see how we add these numbers.

Study the following:

Write the addends in a straight column.

	<table style="width: 100%; border-collapse: collapse;"> <thead> <tr> <th style="border: none; padding: 2px 10px;">HUNDREDS</th> <th style="border: none; padding: 2px 10px;">TENS</th> <th style="border: none; padding: 2px 10px;">ONES</th> </tr> </thead> <tbody> <tr> <td style="border: none; padding: 5px 10px;">2</td> <td style="border: none; padding: 5px 10px;">4</td> <td style="border: none; padding: 5px 10px;">3</td> </tr> <tr> <td style="border: none; padding: 5px 10px;">+1</td> <td style="border: none; padding: 5px 10px;">3</td> <td style="border: none; padding: 5px 10px;">2</td> </tr> <tr> <td style="border: none; padding: 5px 10px;">3</td> <td style="border: none; padding: 5px 10px;">1</td> <td style="border: none; padding: 5px 10px;">2</td> </tr> <tr> <td style="border: none; padding: 5px 10px;">6</td> <td style="border: none; padding: 5px 10px;">8</td> <td style="border: none; padding: 5px 10px;">7</td> </tr> </tbody> </table>	HUNDREDS	TENS	ONES	2	4	3	+1	3	2	3	1	2	6	8	7
HUNDREDS	TENS	ONES														
2	4	3														
+1	3	2														
3	1	2														
6	8	7														

243	+	132	312
687			

Add the ones

$$3 \text{ ones} + 2 \text{ ones} + 2 \text{ ones} = \boxed{7} \text{ ones}$$

Add the tens

$$4 \text{ tens} + 3 \text{ tens} + 1 \text{ ten} = \boxed{8} \text{ tens}$$

Add the hundreds

$$2 \text{ hundreds} + 1 \text{ hundred} + 3 \text{ hundreds} = \boxed{6} \text{ hundreds}$$

The sum is 687

What is the answer to the problem?

Mr. Reyes delivered 687 sacks of rice.

Let us try another.

$\begin{array}{r} 563 \\ + 204 \\ \hline 31 \\ \hline 798 \end{array}$	}	<table style="width: 100%; border-collapse: collapse;"> <thead> <tr> <th style="width: 33%; text-align: center;">HUNDREDS</th> <th style="width: 33%; text-align: center;">TENS</th> <th style="width: 33%; text-align: center;">ONES</th> </tr> </thead> <tbody> <tr> <td style="text-align: center;">5</td> <td style="text-align: center;">6</td> <td style="text-align: center;">3</td> </tr> <tr> <td style="text-align: center;">+ 2</td> <td style="text-align: center;">0</td> <td style="text-align: center;">4</td> </tr> <tr> <td style="border-top: 1px solid black;"></td> <td style="text-align: center;">3</td> <td style="text-align: center;">1</td> </tr> <tr> <td style="border-top: 1px solid black; border-bottom: 1px solid black;">7</td> <td style="border-top: 1px solid black; border-bottom: 1px solid black;">9</td> <td style="border-top: 1px solid black; border-bottom: 1px solid black;">8</td> </tr> </tbody> </table>	HUNDREDS	TENS	ONES	5	6	3	+ 2	0	4		3	1	7	9	8
HUNDREDS	TENS	ONES															
5	6	3															
+ 2	0	4															
	3	1															
7	9	8															

Add the ones in column

$$3 + 4 + 1 = 8$$

Add the tens in column

$$6 \text{ tens} + 0 \text{ ten} + 3 \text{ tens} = 9 \text{ tens}$$

Add the hundreds in column

$$5 \text{ hundreds} + 2 \text{ hundreds} = 7 \text{ hundreds}$$

So, $563 + 204 + 31 = 798$

The sum is 798

Here is another problem.

Add 521, 14 and 32

This is how we add.

Write the addends in straight column

Step 1

$\begin{array}{r} 521 \\ + 14 \\ \hline 32 \\ \hline 7 \end{array}$	<p>Add the ones. $1 + 4 + 2 = 7$</p>
---	---

Step 2

$\begin{array}{r} 521 \\ + 14 \\ \hline 32 \\ \hline 67 \end{array}$	<p>Add the tens. $2 \text{ tens} + 1 \text{ tens} + 3 \text{ tens} = 6 \text{ tens}$</p>
--	---

Step 3

$\begin{array}{r} 521 \\ + 14 \\ \hline 32 \\ \hline 567 \end{array}$	<p>Write 5 hundreds in the hundreds place in the sum. So, $521 + 14 + 32 = 567$ The sum is <u>567</u></p>
---	--

Now, try doing the following:

Copy and answer.

$$\begin{array}{r} 150 \\ + 321 \\ \hline 6 \\ \hline \square \end{array}$$

Step 1: $0 + 1 + 6 = \square$ ones

Step 2: $5 \text{ tens} + 2 \text{ tens} = \square$ tens

Step 3: $1 \text{ hundred} + 3 \text{ hundreds} = \square$ hundreds

So, $150 + 321 + 6 = \square$

$$\begin{array}{r} 231 \\ + 412 \\ \hline 321 \\ \hline \square \end{array}$$

Step 1: $1 + 2 + 1 = \square$ ones

Step 2: $3 \text{ tens} + 1 \text{ ten} + 2 \text{ tens} = \square$ tens

Step 3: $2 \text{ hundreds} + 4 \text{ hundreds} + 3 \text{ hundreds}$
 $= \square$ hundreds

So, $231 + 412 + 321 = \square$

$$\begin{array}{r} 627 \\ + 50 \\ \hline 2 \\ \hline \square \end{array}$$

Step 1: $7 + 0 + 2 = \square$ ones

Step 2: $2 \text{ tens} + 5 \text{ tens} = \square$ tens

Step 3: Write \square hundreds in hundreds column

So, $627 + 50 + 2 = \square$

Remember:

In adding numbers, we write the addends in straight column,
then,

- add the ones and write the sum
- add the tens and write the sum
- add the hundreds and write the sum



A. Copy and add.

1)
$$\begin{array}{r} 210 \\ + 123 \\ \hline 345 \\ \hline \end{array}$$

3)
$$\begin{array}{r} 902 \\ + 4 \\ \hline 1 \\ \hline \end{array}$$

5)
$$\begin{array}{r} 420 \\ + 105 \\ \hline 340 \\ \hline \end{array}$$

7)
$$\begin{array}{r} 620 \\ + 40 \\ \hline 33 \\ \hline \end{array}$$

2)
$$\begin{array}{r} 521 \\ + 13 \\ \hline 50 \\ \hline \end{array}$$

4)
$$\begin{array}{r} 206 \\ + 20 \\ \hline 3 \\ \hline \end{array}$$

6)
$$\begin{array}{r} 123 \\ + 511 \\ \hline 102 \\ \hline \end{array}$$

8)
$$\begin{array}{r} 511 \\ + 6 \\ \hline 31 \\ \hline \end{array}$$

B. Write in columns and add.

1) $423 + 63 + 1$


4) $240 + 40 + 3$

2) $145 + 203 + 20$

5) $911 + 50 + 26$

3) $342 + 315 + 110$

6) $801 + 2 + 2$



A. Copy and add

$$\begin{array}{r} 1) \quad 912 \\ + \quad 53 \\ \hline \quad 20 \end{array}$$

$$\begin{array}{r} 2) \quad 152 \\ + \quad 213 \\ \hline \quad 201 \end{array}$$

$$\begin{array}{r} 3) \quad 594 \\ + \quad 3 \\ \hline \quad 202 \end{array}$$

$$\begin{array}{r} 4) \quad 303 \\ + \quad 2 \\ \hline \quad 3 \end{array}$$

$$\begin{array}{r} 5) \quad 415 \\ + \quad 230 \\ \hline \quad 141 \end{array}$$

B. Copy the addends in column and find the sum.

- 1) $124 + 30 + 2 = \underline{\hspace{2cm}}$
- 2) $560 + 3 + 14 = \underline{\hspace{2cm}}$
- 3) $301 + 5 + 130 = \underline{\hspace{2cm}}$
- 4) $422 + 120 + 300 = \underline{\hspace{2cm}}$
- 5) $35 + 61 + 103 = \underline{\hspace{2cm}}$
- 6) $670 + 5 + 111 = \underline{\hspace{2cm}}$
- 7) $51 + 124 + 10 = \underline{\hspace{2cm}}$
- 8) $303 + 152 + 401 = \underline{\hspace{2cm}}$
- 9) $212 + 133 + 140 = \underline{\hspace{2cm}}$
- 10) $400 + 2 + 3 = \underline{\hspace{2cm}}$