

# Science and Health

## PRECAUTIONARY MEASURES BEFORE, DURING, AFTER TYPHOON





## To the Learner

Typhoons have disastrous effects. Hence, we need to practice precautionary measures before, during and after typhoon to minimize damage. What are these precautionary measures? This module will explain and help you understand how to do the precautionary measures given.



## Let's Learn This

- Practice precautionary measures before, during and after a typhoon.



## Let's Try This

Encircle the letter that has the correct answer.

1. Before a tropical cyclone comes what kind of foods should we store?
  - a. Fresh meat, vegetable and fruits
  - b. Foods that do not need cooking
  - c. canned goods and liquor
  - d. Foods that are easy to prepare

2. What are you going to do during typhoons?
- a. go out and play with friends
  - b. stay inside your house
  - c. go to the market
  - d. go out and fix your roofs
3. Which one does not show precautionary measures after a typhoon.
- a. Boil drinking water.
  - b. Check electrical appliances before using.
  - c. to prevent typhoon from coming.
  - d. to stop typhoon when it happens.
4. Why do we need to follow safety measures before, during and after a typhoon.
- a. to save lives and properties.
  - b. to please the authorities.
  - c. to prevent typhoon from coming.
  - d. to stop typhoon when it happens.
5. Which of these precautionary measure is recommended before a typhoon happens?
- a. listen to news or radio for updates from PAGASA.
  - b. help typhoon victims by donating foods and clothing.
  - c. evacuate to a higher and safer area
  - d. check electrical appliances before using them.



## Let's Study This

To avoid destruction caused by unforeseen events it is always wise to prepare in order to be ready to face danger and to feel secure and safe.

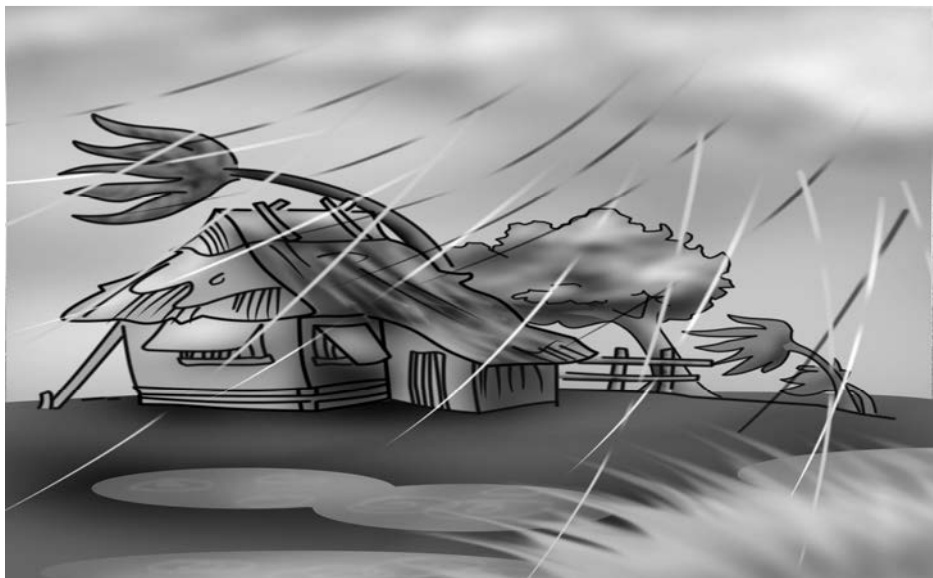
How do we prepare before a typhoon strikes:

**BEFORE:**




1. Store emergency flashlights, batteries, candles, matches or lighters in case power will be cut off.
2. Prepare first aid kit with ready medicines.
3. Store enough foods, like canned goods or foods that don't need cooking.
4. Fix your house roofing and post to withstand strong winds.
5. Check your drainage or canals to prevent flooding.
6. Keep in tune always with your radio or latest updates from weather bulletins.

**DURING:**



1. Stay calm, don't panic.
2. Stay inside your house.
3. Postpone any travel. Cancel plane flights and boat trips.
4. Check what is happening in your surroundings. Listen to advise of the local authorities.
5. Evacuate to a safer place if needed.
6. Always listen to radio or news for updates.

#### **AFTER:**



1. Check electrical posts and water pipes for damage before using them.
2. Check your house for damages and make repair at once.
3. Clean your drainage and help clean the community from broken branches or debris to avoid accidents.
4. Boil drinking water to avoid diseases.
5. If you are not affected by typhoon, help those who are affected by giving clothes, money, medicines, blankets and sharing foods.



## Let's Do This

Identify the situation/picture given and tell whether it is done before, during, and after a typhoon.

1.



2.




3.



4.



5.



## Let's Do More

Write B for before, D for during and A for after before the number if the situation is done during, before or after.

- \_\_\_\_\_1. Store enough foods that can be eaten right away and clean water.
- \_\_\_\_\_2. Avoid outdoor activities such as playing or visiting friends.
- \_\_\_\_\_3. Have emergency lighting facilities like flashlight or candles.
- \_\_\_\_\_4. Fix your house to avoid being blown away.
- \_\_\_\_\_5. Check electrical wirings before using the appliances.

- \_\_\_\_\_6. Report damage water pipes and electrical posts.
- \_\_\_\_\_7. Clean broken trees, branches and twigs to avoid accidents.
- \_\_\_\_\_8. Head the advise of local authorities if they ask you to evacuate your area.
- \_\_\_\_\_9. Always have ready medicine kit.
- \_\_\_\_\_10. Listen to your radio or latest updates from PAGASA about the coming typhoon.



## Let's Remember This

**Following recommended safety practices before, during and after a typhoon will help lessen the damages caused by typhoon.**



## Let's Test Ourselves

Encircle the letter that has the correct answer.

1. Before a tropical cyclone comes, what kind of foods should we store?
  - a. fresh meat, vegetable and fruits
  - b. foods that do not need cooking
  - c. canned goods and liquor
  - d. foods that are easy to prepare

2. What are you going to do during typhoons?
  - a. go out and play with friends
  - b. stay inside your house
  - c. go to the market
  - d. go out and fix your roofs
3. Which one does not show precautionary measures after a typhoon.
  - a. Boil drinking water.
  - b. Check electrical appliances before using.
  - c. to prevent typhoon from coming.
  - d. to stop typhoon when it happen.
4. Why do we need to follow safety measures before, during and after a typhoon.
  - a. to save lives and properties.
  - b. to please the authorities.
  - c. to prevent typhoon from coming.
  - d. to stop typhoon when it happen.
5. Which of these precautionary measures is recommended before a typhoon happens?
  - a. listen to news or radio for updates from PAGASA.
  - b. help typhoon victims by donating foods and clothing.
  - c. evacuate to a higher and safer area
  - d. check electrical appliances before using them.



## Answer Key

---

### Let's Try This

1. b
2. b
3. d
4. a
5. a

### Let's Do More:

- |      |       |
|------|-------|
| 1. B | 6. A  |
| 2. D | 7. A  |
| 3. B | 8. D  |
| 4. B | 9. B  |
| 5. A | 10. B |

### Let's Do This:

1. Boil drinking water – after typhoon.
2. Prepare first – aid kit – before typhoon
3. Stay indoors – during typhoon
4. Prepare flashlights, candles, matches and batteries – before typhoon
5. Report any electrical post or damage water pipes to authorities.

### Let's Test Ourselves

1. b
2. b
3. d
4. a
5. a